



Scoring Your Paper SAT Practice Test #1

Congratulations on completing an SAT® practice test. To score your test, follow the instructions in this guide.

IMPORTANT: This scoring guide is for students who completed the paper version of this digital SAT practice test.

1 Total Score 400–1600 Scale	Total Score	
2 Section Scores 200–800 Scale	Reading and Writing	Math
	Modules 1 & 2	Modules 1 & 2

Scores Overview

Each assessment in the digital SAT Suite (SAT, PSAT/NMSQT®, PSAT™ 10, and PSAT™ 8/9) reports test scores on a common scale.

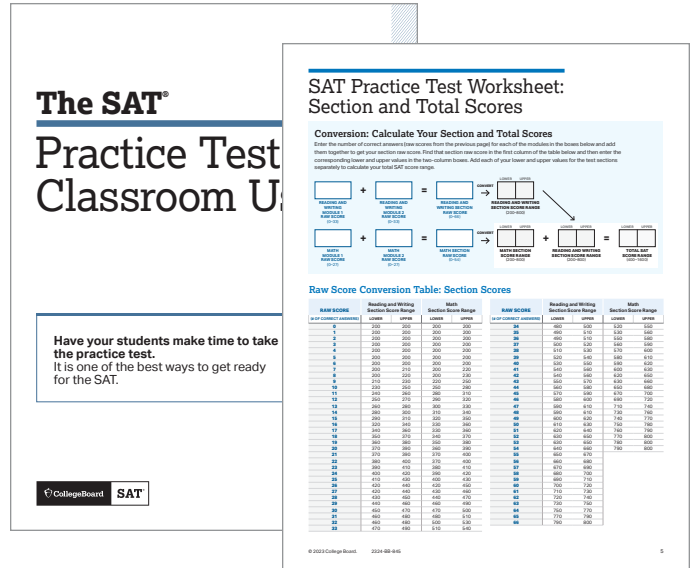
For more details about scores, visit sat.org/scores.

How to Calculate Your Practice Test Scores

The worksheets on pages 4 and 5 help you calculate your test scores.

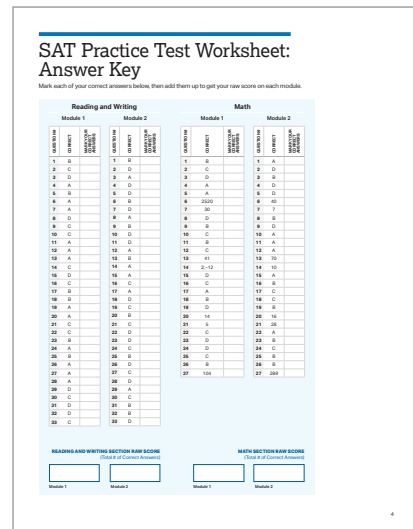
GET SET UP

- In addition to your practice test, you'll need the conversion tables and answer key at the end of this guide.



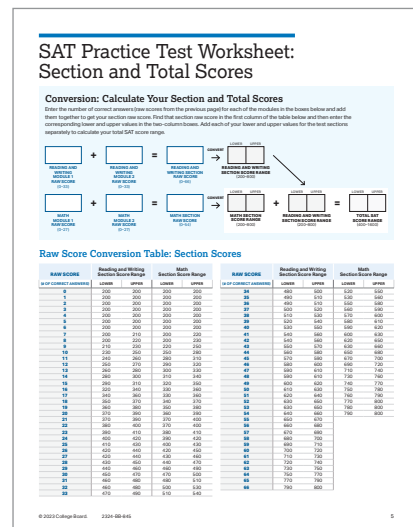
SCORE YOUR PRACTICE TEST

- Compare your answers to the answer key on page 4, and count up the total number of correct answers for each section. Write the number of correct answers for each section in the answer key at the bottom of that section.



CALCULATE YOUR SCORES

- Using your marked-up answer key and the conversion tables, follow the directions on page 5 to get your section and test scores.



Get Section and Total Scores

Section and total scores for the paper version of this digital SAT practice test are expressed as ranges. That’s because the scoring method described in this guide is a simplified (and therefore slightly less precise) version of the one used in the actual test.

To obtain your Reading and Writing and Math section scores, use the provided answer key to determine the number of questions you answered correctly in each section. These numbers constitute your raw scores for the two sections. Use the provided table to convert your raw score for each section into a scaled score range consisting of a “lower” and “upper” value. Add the two lower values together and the two upper values together to obtain your total score range.

GET YOUR READING AND WRITING SECTION SCORE

Calculate your SAT Reading and Writing section score (it’s on a scale of 200–800).

- 1 Use the answer key on page 4 to find the number of questions in module 1 and module 2 that you answered correctly.
- 2 To determine your Reading and Writing raw score, add the number of correct answers you got on module 1 and module 2.
- 3 Use the Raw Score Conversion Table: Section Scores on page 5 to turn your raw score into your Reading and Writing section score.
- 4 The “lower” and “upper” values associated with your raw score establish the range of scores you might expect to receive had this been an actual test.

GET YOUR MATH SECTION SCORE

Calculate your SAT Math section score (it’s on a scale of 200–800).

- 1 Use the answer key on page 4 to find the number of questions in module 1 and module 2 that you answered correctly.
- 2 To determine your Math raw score, add the number of correct answers you got on module 1 and module 2.
- 3 Use the Raw Score Conversion Table: Section Scores on page 5 to turn your raw score into your Math section score.
- 4 The “lower” and “upper” values associated with your raw score establish the range of scores you might expect to receive had this been an actual test.

GET YOUR TOTAL SCORE

Add together the “lower” values for the Reading and Writing and Math sections, and then add together the “upper” values for the two sections. The result is your total score, expressed as a range, for this SAT practice test. The total score is on a scale of 400–1600.

1 Total Score 400–1600 Scale	Total Score	
2 Section Scores 200–800 Scale	Reading and Writing	Math
	Modules 1 & 2	Modules 1 & 2

Your total score on this SAT practice test is the sum of your Reading and Writing section score and your Math section score. On this paper version of the digital SAT practice test, you’ll receive a lower and upper score for each test section and the total score. This is the range of scores that you might expect to receive.



Use the worksheets on pages 4 and 5 to calculate your section and total scores.

SAT Practice Test Worksheet: Answer Key

Mark each of your correct answers below, then add them up to get your raw score on each module.

Reading and Writing

Module 1

QUESTION #	CORRECT	MARK YOUR CORRECT ANSWERS
1	B	
2	C	
3	D	
4	A	
5	B	
6	A	
7	A	
8	D	
9	C	
10	C	
11	A	
12	A	
13	A	
14	C	
15	D	
16	C	
17	B	
18	B	
19	A	
20	A	
21	C	
22	C	
23	B	
24	A	
25	B	
26	A	
27	A	
28	A	
29	D	
30	C	
31	D	
32	D	
33	C	

Module 2

QUESTION #	CORRECT	MARK YOUR CORRECT ANSWERS
1	B	
2	D	
3	A	
4	D	
5	D	
6	B	
7	D	
8	A	
9	B	
10	D	
11	D	
12	A	
13	B	
14	A	
15	A	
16	C	
17	A	
18	D	
19	C	
20	B	
21	C	
22	D	
23	D	
24	C	
25	B	
26	D	
27	C	
28	D	
29	A	
30	C	
31	B	
32	B	
33	D	

Math

Module 1

QUESTION #	CORRECT	MARK YOUR CORRECT ANSWERS
1	B	
2	C	
3	D	
4	A	
5	A	
6	2520	
7	30	
8	D	
9	B	
10	C	
11	B	
12	C	
13	41	
14	2; -12	
15	D	
16	C	
17	A	
18	B	
19	D	
20	14	
21	5	
22	C	
23	D	
24	D	
25	C	
26	B	
27	104	

Module 2

QUESTION #	CORRECT	MARK YOUR CORRECT ANSWERS
1	A	
2	D	
3	B	
4	D	
5	D	
6	40	
7	7	
8	B	
9	D	
10	A	
11	A	
12	A	
13	70	
14	10	
15	A	
16	B	
17	C	
18	C	
19	B	
20	16	
21	28	
22	A	
23	B	
24	C	
25	B	
26	B	
27	289	

READING AND WRITING SECTION RAW SCORE
(Total # of Correct Answers)

Module 1

Module 2

MATH SECTION RAW SCORE
(Total # of Correct Answers)

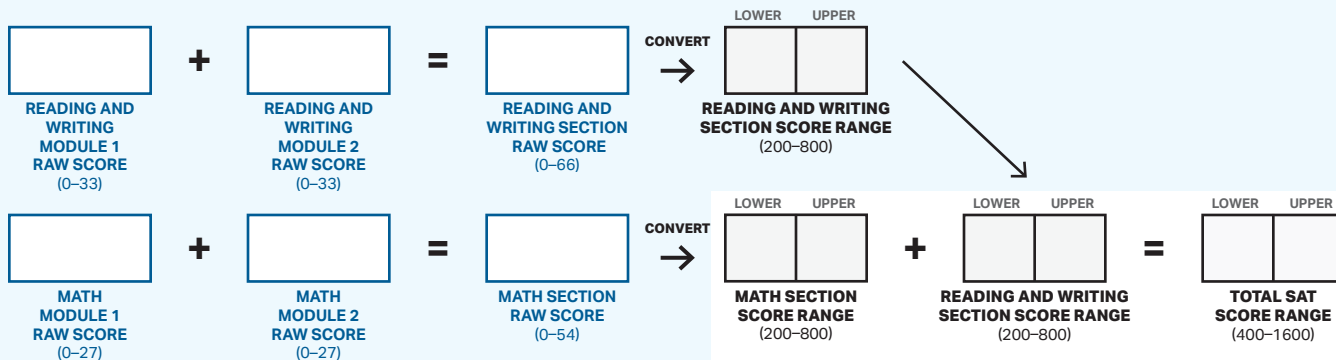
Module 1

Module 2

SAT Practice Test Worksheet: Section and Total Scores

Conversion: Calculate Your Section and Total Scores

Enter the number of correct answers (raw scores from the previous page) for each of the modules in the boxes below and add them together to get your section raw score. Find that section raw score in the first column of the table below and then enter the corresponding lower and upper values in the two-column boxes. Add each of your lower and upper values for the test sections separately to calculate your total SAT score range.



Raw Score Conversion Table: Section Scores

RAW SCORE (# OF CORRECT ANSWERS)	Reading and Writing Section Score Range		Math Section Score Range		RAW SCORE (# OF CORRECT ANSWERS)	Reading and Writing Section Score Range		Math Section Score Range	
	LOWER	UPPER	LOWER	UPPER		LOWER	UPPER	LOWER	UPPER
0	200	200	200	200	34	480	500	520	550
1	200	200	200	200	35	490	510	530	560
2	200	200	200	200	36	490	510	550	580
3	200	200	200	200	37	500	520	560	590
4	200	200	200	200	38	510	530	570	600
5	200	200	200	200	39	520	540	580	610
6	200	200	200	200	40	530	550	590	620
7	200	210	200	220	41	540	560	600	630
8	200	220	200	230	42	540	560	620	650
9	210	230	220	250	43	550	570	630	660
10	230	250	250	280	44	560	580	650	680
11	240	260	280	310	45	570	590	670	700
12	250	270	290	320	46	580	600	690	720
13	260	280	300	330	47	590	610	710	740
14	280	300	310	340	48	590	610	730	760
15	290	310	320	350	49	600	620	740	770
16	320	340	330	360	50	610	630	750	780
17	340	360	330	360	51	620	640	760	790
18	350	370	340	370	52	630	650	770	800
19	360	380	350	380	53	630	650	780	800
20	370	390	360	390	54	640	660	790	800
21	370	390	370	400	55	650	670		
22	380	400	370	400	56	660	680		
23	390	410	380	410	57	670	690		
24	400	420	390	420	58	680	700		
25	410	430	400	430	59	690	710		
26	420	440	420	450	60	700	720		
27	420	440	430	460	61	710	730		
28	430	450	440	470	62	720	740		
29	440	460	460	490	63	730	750		
30	450	470	470	500	64	750	770		
31	460	480	480	510	65	770	790		
32	460	480	500	530	66	790	800		
33	470	490	510	540					