



**Spring 2024**

**SAT WEEKEND**

---

# Educator Guide



# About College Board

College Board reaches more than 7 million students a year, helping them navigate the path from high school to college and career. Our not-for-profit membership organization was founded more than 120 years ago. We pioneered programs like the SAT® and AP® to expand opportunities for students and help them develop the skills they need. Our BigFuture® program helps students plan for college, pay for college, and explore careers. Learn more at [cb.org](https://collegeboard.org).

## Contacting Us

Visit [about.collegeboard.org](https://about.collegeboard.org) for more information about College Board regional and international offices. We stand ready to help you find the guidance and enrollment tools you need.

---

### SAT Educator Help Line

Please don't share the following contact information with students or parents:

**PHONE:** 866-502-6384 (U.S.)

**FROM OUTSIDE THE U.S.:** +1-212-520-8570

**EMAIL:** [sateducator@collegeboard.org](mailto:sateducator@collegeboard.org)

---

### Customer Service for Students and Parents

**HOURS:** Monday–Friday, 8 a.m.–9 p.m.  
(8:30 a.m.–8 p.m. in the summer)

**PHONE:** 866-756-7346

**FROM OUTSIDE THE U.S.:** +1-212-713-7789

**ONLINE:** [sat.org/inquiry](https://sat.org/inquiry)

**MAIL:** College Board SAT Program  
P.O. Box 025505  
Miami, FL 33102

---

### Services for Students with Disabilities

**HOURS:** Monday–Friday, 8 a.m.–6 p.m.

**SSD COORDINATOR PHONE:** 844-255-7728

**STUDENTS/PARENTS PHONE:** +1-212-713-8333

**EMAIL:** [ssd@info.collegeboard.org](mailto:ssd@info.collegeboard.org)

---

### Score Reporting Information

For information about score reporting for high schools:

**PHONE:** 866-502-6384 (U.S.)

**FROM OUTSIDE THE U.S.:** +1-212-520-8570

**EMAIL:** [k12reports@info.collegeboard.org](mailto:k12reports@info.collegeboard.org)

For information about College Board higher education score reporting:

**PHONE:** 855-475-3636

**EMAIL:** [hedreports@collegeboard.org](mailto:hedreports@collegeboard.org)

---

### Test Security Concerns

If you have a concern about test security, you can report it by using the online form or reporting it to the following email address:

**ONLINE:** [forms.collegeboard.org/reportcheating](https://forms.collegeboard.org/reportcheating)

**EMAIL:** [collegeboardtestsecurity@collegeboard.org](mailto:collegeboardtestsecurity@collegeboard.org)

© 2024 College Board. College Board, Advanced Placement, AP, BigFuture, CSS Profile, SAT, and the acorn logo are registered trademarks of College Board. Bluebook, Enrollment Planning Service, PSAT, SAT Subject Tests, Score Choice, and Student Search Service are trademarks owned by College Board. PSAT/NMSQT is a registered trademark of College Board and National Merit Scholarship Corporation. All other marks are the property of their respective owners. Visit College Board on the web: [collegeboard.org](https://collegeboard.org).

Khan Academy is a registered trademark in the United States and other jurisdictions.

# Contents

1	<b>Introduction</b>
1	Using This Guide
1	The Transition to Digital
4	<b>About the SAT</b>
4	Why Taking the SAT Is Important
5	Test Content and Format
8	How the SAT Is Scored
9	Comparing Scores from Paper and Pencil SAT to Digital SAT
9	<b>Getting Ready for the SAT</b>
9	Registration Information for Students
9	Before Test Day Steps
10	SAT Practice
11	<b>Expanding Opportunity with College Board Resources</b>
11	The SAT Suite of Assessments
11	Counselor Resources
12	Services for Students with Disabilities
13	Higher Education and Enrollment Resources
13	Student and Parent Resources
16	<b>SAT Scores and Reporting Services</b>
16	Student Scores
16	Student Score Sends
17	Institutional Score Reports
19	<b>Understanding SAT Scores and Score Reports</b>
19	College and Career Readiness Benchmarks
20	Score Ranges
20	Digital SAT Scores Compared to Paper and Pencil Scores
21	Fairness, Difficulty, and Reliability
21	How Universities Use Scores
22	Digital SAT Evidentiary Foundations
23	<b>SAT Policies and Procedures</b>
23	Registration for the SAT
27	Test Day Policies
31	Test Administration Policies
32	Score Policies
34	<b>Student Questionnaire</b>
34	Answering the Questionnaire
43	<b>Important Websites</b>
43	Registration Links
43	Link to Code Searches
43	Link to SSD Information
43	Test Day Links
43	Practice and Scores Links

# Introduction

The tests in the SAT® Suite of Assessments—the SAT, PSAT/NMSQT®, PSAT™ 10, and PSAT™ 8/9—make it easier to help students navigate a path from high school through college and career. The tests are designed to:

- Measure college and career readiness and success, as shown by research.
- Have a strong connection to classroom learning.
- Inspire productive practice.
- Connect students to college and career resources and scholarship opportunities.

As of March 2024, all SAT Suite of Assessment administrations are fully digital.

As you prepare your students for taking the SAT and guide them through the college and career training choices they need to make, you can use this guide to learn more about the digital test format and how administering a digital test aligns with our existing test policies and guidelines for the SAT.

College Board provides full practice tests in Bluebook™, our digital exam application, along with extensive information about what to expect on test day and how to ensure a positive test experience.

---

## Using This Guide

This guide gives general information about the SAT administered in test centers (SAT Weekend) and additional information about the broader SAT Suite of Assessments and College Board resources for students and educators. The informational section is followed by a section of policies and procedures for you to use as a reference to guide students who are taking the SAT at a test center (registration, test day requirements, and using test results).

---

## The Transition to Digital

The transition to digital has brought a number of student- and educator-friendly changes, but many important features of the SAT Suite remain the same. The SAT Suite continues to measure the knowledge and skills that students are learning in school and that matter most for college and career readiness. In designing Bluebook, we've taken full advantage of what digital testing makes possible. As a result, both students and test administrators find the digital SAT easier to take, easier to give, more secure, and more relevant.

## What's Staying the Same?

The digital SAT still:

- Measures the knowledge and skills that matter most to colleges and universities.
- Is scored on a point scale of 400–1600.
- Is administered in a school or in a test center with a proctor present—not at home.
- Supports all students, including those who need accommodations on test day.
- Offers free practice to everyone.

The two sections of the digital SAT—(1) Reading and Writing and (2) Math—measure largely similar knowledge and skills as their paper and pencil predecessors, including:

- Use of reading/writing passages that come from different subject areas and vary in difficulty level.
- Emphasis on showing command of evidence, both textual and quantitative.
- Emphasis on high-utility academic words and phrases in context.
- Focus on revising texts to improve the effectiveness of written expression and meet specified rhetorical goals.

- Measurement of the ability to edit texts so that they follow core conventions of Standard English sentence structure, usage, and punctuation.
- Focus on the math that matters most for college and career readiness and success.
- Math problems in (and out of) context.
- Use of both multiple-choice and student-produced response (SPR) question formats in the Math section.

While the SAT in digital format has simplified the test-taking process and is an easier experience for students, it also maintains the rigor of the current paper and pencil tests.

## What Has Changed?

With digital testing:

- Test takers have more time, on average, to answer each question, which means that more than ever before, the SAT measures students' skills and knowledge, not their test-taking speed.
- The SAT is shorter—about 2 hours instead of 3.
- Students can take the SAT on a laptop or tablet.
- The reading/writing passages are shorter and have just 1 question each.
- Students can use a calculator on the entire Math section, and Bluebook includes a built-in version of the Desmos graphing calculator.
- Digital testing allows for greatly reduced proctor scripts and minimal testing materials to manage.

## How the SAT Is Organized

The digital SAT Suite uses multistage adaptive testing (MST). Both the Reading and Writing section and the Math section are divided into two equal-length and separately timed parts, called modules. The first module contains a broad mix of easy, medium-difficulty, and hard questions. Based on how the student performs on the first module, the second module of questions will either be, on average, more difficult or less difficult.

Having a test that adapts to a student's performance level results in a more efficient assessment of a student's academic strengths. This tailored experience also benefits the student by creating a shorter test more closely aligned to their achievement level.

The student can navigate freely within each module by previewing upcoming questions or returning to earlier questions (if time permits).

The test breaks down like this:

<b>Section</b>	<b>Time Allotted (min.)</b>	<b>Number of Questions</b>
Reading and Writing	64	54
Math	70	44

The SAT follows the same timing as all other tests in the SAT Suite.

## The Bluebook Application

Students will use Bluebook, our custom-built digital testing app, to take the SAT. Using a custom app helps make it easier for us to adapt to changes and respond quickly to user feedback. This app has many features that students will find useful as they prepare for test day and during the test itself, including a test preview that can help them become familiar with key aspects of the app before the test. Students can visit [bluebook.app.collegeboard.org](http://bluebook.app.collegeboard.org) to download the app and find installation instructions.

### Digital Testing Application Tools

Bluebook includes plenty of test tools for students. Here are some examples:

- **Mark for review:** Students can flag and, time permitting, return to any question within a given test module they want to come back to later.
- **Testing timer:** A clock counts down the time remaining in each module. Students can hide the timer, and they get an alert when 5 minutes remain in the module.
- **Calculator:** A built-in version of the Desmos graphing calculator is available on the entire Math section. (Students can also bring their own acceptable calculator.)
- **Reference sheet:** On the Math section, students have access to a list of common formulas.
- **Annotation:** On the Reading and Writing section, students can highlight any part of a question and leave themselves a note.
- **Line reader:** Students can use this tool to help them focus while they're reading test content.
- **Option Eliminator:** If a student knows an answer option is wrong, they can hide it.

## Testing Devices

Students can take the SAT with any Windows laptop or tablet, Mac laptop or iPad, or school-managed Chromebook. The Bluebook app will need to be downloaded to the device before test day. The device must also be able to connect to Wi-Fi and be charged enough to stay on for roughly 3 hours. Detachable device privacy screens aren't allowed, and students may not test on multiple devices or on mobile phones. All other applications and programs must be closed during test day. We recommend students bring a power cord or portable charger, but College Board can't guarantee they'll have access to an outlet. They can bring an external mouse for the device and an external keyboard if the device is a tablet.

### Personal Devices

Students can test on personal devices. They'll be able to download and install Bluebook at any time to access practice. Once they've registered, they can complete exam setup as noted later in this section.

### School-Managed Devices

Students can test on school-managed devices. School-managed Chromebooks will require the school staff to install Bluebook. For other school-owned laptops or tablets, the student can either ask the school to install Bluebook or seek permission to do it themselves.

### College Board–Loaned Devices

Students without access to a device who can't borrow one can request to borrow a device from College Board. They should register and complete the device request at least 30 days before the test date. If a student is approved to borrow a device, College Board will make all reasonable efforts to provide such a device on test day. However, College Board does not guarantee that a device will be available on test day.

## Preparing the Device for Testing

Students can download Bluebook any time before the test. Once they've registered, they will see their registration appear in the app 5 days before the test. At that point, they can complete exam setup and receive their admission ticket in the app. On test day in the testing room, they'll need to check in on the device they're using for testing.

---

**IMPORTANT:** *Students using a testing device borrowed from College Board will receive the device at the center on test day. They'll need to complete exam setup before they can access an admission ticket for check-in. They should plan to arrive at the center 30 minutes early to complete this process.*

---

## Testing Device Requirements

Visit [satsuite.collegeboard.org/digital/device-requirements](https://satsuite.collegeboard.org/digital/device-requirements) for the most up-to-date information on device requirements.

# About the SAT

Widely accepted at U.S. colleges, including those that are test optional, the SAT is also a globally recognized college admission test. The digital SAT Suite, by design, measures a highly similar range of skills and knowledge as the paper and pencil versions of the assessments they replace. Like the paper and pencil SAT, questions on the digital SAT reflect the work students are doing every day in high school courses to prepare for college. When used in combination with high school grade point average (HSGPA), SAT scores are shown to be the best predictors of a student's potential to succeed in postsecondary education.

---

## Why Taking the SAT Is Important

Taking the SAT is a great way for students to see how prepared they are for postsecondary education and careers. Many students find that their test scores confirm their secondary school grades or can even show their strengths beyond what their grades show. When surveyed, more than 80% of students said they wanted the option to submit test scores to colleges and universities, including to those that are test optional. Furthermore, most postsecondary institutions in the U.S., and many around the world, continue to value SAT scores as one part of the admissions process, allowing students to be seen by institutions and scholarships.

With the digital format, the SAT retains the core content areas deemed essential for success in college—reading and writing and math—and it does so in a new format that provides an easier to take and more relevant test for students. Because it provides access to services such as Student Search Service™, taking the SAT also connects students to opportunities and resources they might not otherwise be aware of.

## Test Content and Format

Each assessment in the digital SAT Suite is composed of two sections: (1) Reading and Writing and (2) Math. In every test in the SAT Suite, including the SAT, students have 64 minutes to complete the Reading and Writing section and 70 minutes to complete the Math section.

### STANDARD TIMING FOR THE DIGITAL SAT

Reading and Writing			Math	
Module 1	Module 2		Module 1	Module 2
32 minutes	32 minutes	10-minute break	35 minutes	35 minutes

Each Reading and Writing module lasts 32 minutes, while each Math module lasts 35 minutes. Each module is separately timed, and students can move backward and forward among questions in a given module before time runs out. When time runs out on the first module of each section, Bluebook moves students to the second module.

When students complete the Reading and Writing section, they are moved to the Math section after a 10-minute break between the sections. A small number of indistinguishable, unscored items are included in each section to aid with the test development process.

Total testing time for the digital SAT Suite is 2 hours and 14 minutes for each assessment (SAT, PSAT/NMSQT, PSAT 10, and PSAT 8/9). Students testing with extended time as an accommodation will have the extra time built into the appropriate sections.

**IMPORTANT:** Accommodated formats that require nondigital companion supplements or paper tests (e.g., braille) will conform to the test specifications but differ in some respects (e.g., timing) from the description here. See [Assessment Framework for the Digital SAT Suite](#) for more information about accommodated formats.

## The Reading and Writing Section

The Reading and Writing section of the SAT is designed to measure students' attainment of critical college and career readiness requirements in literacy. The section focuses on key elements of comprehension, rhetoric, and language use that the best available evidence identifies as necessary for college readiness and success. In this section, students answer multiple-choice questions requiring them to read, comprehend, and use information and ideas in texts; explain how and why authors make the choices that they do; revise passages to improve how information and ideas are expressed; and edit passages so that they meet expectations of Standard English sentence structure, usage, and punctuation.

Passages in this section, which serve as the basis for answering test questions, represent the subject areas of literature, history/social studies, the humanities, and science.

Select questions in this section are accompanied by an informational graphic, which may be a table, bar graph, or line graph.

### Reading and Writing Section Overview

Test length:

- 1st module: 25 operational questions and 2 pretest questions
- 2nd module: 25 operational questions and 2 pretest questions

**Total: 54 questions**

Time per module:

- 1st module: 32 minutes
- 2nd module: 32 minutes

**Total: 64 minutes  
(~1 minute and 11 seconds  
per question)**



## Reading and Writing Questions

The Reading and Writing section includes questions that represent each of the following four content domains:

- **Craft and Structure:** Measures the comprehension, vocabulary, analysis, synthesis, and reasoning skills and knowledge needed to understand and use high-utility academic words and phrases in context, evaluate texts rhetorically, and make connections between topically related texts
- **Information and Ideas:** Measures comprehension, analysis, and reasoning skills and knowledge and the ability to locate, interpret, evaluate, and integrate information and ideas from texts and informational graphics (tables, bar graphs, and line graphs)
- **Standard English Conventions:** Measures the ability to edit texts to conform to core conventions of Standard English sentence structure, usage, and punctuation
- **Expression of Ideas:** Measures the ability to revise texts to improve the effectiveness of written expression and to meet specified rhetorical goals

Questions from all four domains appear in each Reading and Writing module, beginning with Craft and Structure questions and then continuing through Information and Ideas, Standard English Conventions, and Expression of Ideas questions.

Questions within the Craft and Structure, Information and Ideas, and Expression of Ideas content domains that test similar skills and knowledge are grouped together to reduce the need for context switching and are arranged from easiest to hardest. This makes it easier for students to budget their time and allows each test taker the best opportunity to show what they know and can do.

Questions in the Standard English Conventions content domain are arranged from easiest to hardest regardless of which specific convention is being tested.

### READING AND WRITING SECTION CONTENT DOMAINS AND QUESTION DISTRIBUTION

Content Domain	Domain Description	Skill/Knowledge Testing Points	Operational Question Distribution
Craft and Structure	Measures the comprehension, vocabulary, analysis, synthesis, and reasoning skills and knowledge needed to use and determine the meaning of high-utility academic words and phrases in context, evaluate texts rhetorically, and make connections between multiple topically related texts	Words in Context, Text Structure and Purpose, Cross-Text Connections	13–15 questions
Information and Ideas	Measures comprehension, analysis, and reasoning skills and knowledge and the ability to use what’s stated and implied in texts (including in any accompanying informational graphics) to locate, interpret, evaluate, and integrate information and ideas	Central Ideas and Details, Command of Evidence (Textual, Quantitative), Inferences	12–14 questions
Standard English Conventions	Measures the ability to edit texts to conform to core conventions of Standard English sentence structure, usage, and punctuation	Boundaries; Form, Structure, and Sense	11–15 questions
Expression of Ideas	Measures the revision skills and knowledge needed to improve the effectiveness of written expression in accordance with specified rhetorical goals	Rhetorical Synthesis, Transitions	8–12 questions

## The Math Section

The Math section of the digital assessments is designed to measure students' attainment of critical college and career readiness knowledge and skills in math. The Math section focuses on key elements of algebra, advanced math, problem-solving and data analysis, and geometry and trigonometry that evidence identifies as necessary for college and career readiness and success. Over the course of the Math section, students answer multiple-choice and SPR questions that measure their fluency with, understanding of, and ability to apply the math concepts, skills, and practices that are most essential for readiness for entry-level postsecondary work.

---

**NOTE:** Most of the descriptions given here apply to all the assessments; however, the PSAT 8/9 does not test trigonometry.

---

Approximately 30% of Math questions are set in context. These in-context “word” questions require the student to consider a science, social studies, or real-world scenario and apply their math skills and knowledge, along with an understanding of the context, to determine the answer to each.

Select questions in this section are accompanied by an informational graphic, which may be a data display, geometric figure, or  $xy$ -plane graph.

### Math Section Overview

Test length:

- 1st module: 20 operational questions and 2 pretest questions
- 2nd module: 20 operational questions and 2 pretest questions

**Total: 44 questions**

Time per module:

- 1st module: 35 minutes
- 2nd module: 35 minutes

**Total: 70 minutes  
(~1 minute and 35 seconds  
per question)**

### Math Questions

The digital Math section includes questions that represent each of the following four content domains:

- **Algebra:** Measures the ability to analyze, fluently solve, and create linear equations and inequalities as well as analyze and fluently solve equations and systems of equations using multiple techniques
- **Advanced Math:** Measures skills and knowledge central for progression to more advanced math courses, including demonstrating an understanding of absolute value, quadratic, exponential, polynomial, rational, radical, and other nonlinear equations as well as analyzing and fluently solving systems of linear and nonlinear equations in two variables
- **Problem-Solving and Data Analysis:** Measures the ability to apply quantitative reasoning about ratios, rates, and proportional relationships; understand and apply unit rate; and analyze and interpret one- and two-variable data
- **Geometry and Trigonometry:** Measures the ability to solve problems that focus on area and volume; angles, triangles, and trigonometry; and circles

Questions from all four content domains appear in each test module. Across each module, questions are arranged from easiest to hardest, allowing each test taker the best opportunity to demonstrate what they know and can do.

**MATH SECTION CONTENT DOMAINS AND QUESTION DISTRIBUTION**

Content Domain	Domain Description	Skill/Knowledge Testing Points	Operational Question Distribution
Algebra	Measures the ability to analyze, fluently solve, and create linear equations and inequalities as well as analyze and fluently solve equations and systems of equations using multiple techniques	Linear equations in 1 variable; Linear equations in 2 variables; Linear functions; Systems of 2 linear equations in 2 variables; Linear inequalities in 1 or 2 variables	13–15 questions
Advanced Math	Measures skills and knowledge central for progression to more advanced math courses, including demonstrating an understanding of absolute value, quadratic, exponential, polynomial, rational, radical, and other nonlinear equations as well as analyzing and fluently solving systems of linear and nonlinear equations in 2 variables	Equivalent expressions; Nonlinear equations in 1 variable and systems of equations in 2 variables; Nonlinear functions	13–15 questions
Problem-Solving and Data Analysis	Measures the ability to apply quantitative reasoning about ratios, rates, and proportional relationships; understand and apply unit rate; and analyze and interpret 1- and 2-variable data	Ratios, rates, proportional relationships, and units; Percentages; 1-variable data: distributions and measures of center and spread; 2-variable data: models and scatterplots; Probability and conditional probability; Inference from sample statistics and margin of error; Evaluating statistical claims: observational studies and experiments	5–7 questions
Geometry and Trigonometry	Measures the ability to solve problems that focus on area and volume; angles, triangles, and trigonometry; and circles	Area and volume; Lines, angles, and triangles; Right triangles and trigonometry; Circles	5–7 questions

## How the SAT Is Scored

All test questions are first scored as correct or incorrect. The difficulty level and other qualities of each question (such as how well it differentiates skill level or how easy it is to guess on a question) as well as whether the student got the question right or wrong are taken into account when calculating a student’s score. This score is then converted to the reported scaled score of 200–800 on each section. Every test conforms to a standardized specification of question types and qualities, so all students have equitable opportunity to demonstrate their strengths.

SAT Score Reported	Details	Score Range
Section Scores (2)	<ul style="list-style-type: none"> <li>▪ Reading and Writing (RW)</li> <li>▪ Math (M)</li> </ul>	<ul style="list-style-type: none"> <li>▪ 200–800</li> <li>▪ 200–800</li> </ul>
Total Score	Sum of the 2 section scores	400–1600

## Comparing Scores from Paper and Pencil SAT to Digital SAT

Regardless of mode, scores on the SAT mean the same thing; for example, a score of 1050 on the digital SAT corresponds to a score of 1050 on the paper and pencil SAT.

College Board statistically linked scores on the digital SAT to scores on the paper and pencil SAT through a series of studies conducted in 2022. Directly linking the digital SAT to the paper and pencil SAT means that anyone can use both digital SAT scores and paper and pencil SAT scores without the need for further conversions.

## Getting Ready for the SAT

The PSAT/NMSQT, PSAT 10, and PSAT 8/9 are great introductions to the SAT. They address the same kinds of content as the SAT, assessing skills developed through years of study in a wide range of courses as well as through reading, writing, and problem-solving outside the classroom.

Now that all tests in the SAT Suite are administered digitally, the alignment of the tests is even stronger, with all tests following the same structure and timing. Students taking the SAT should focus on the digital practice, as covered in this section. Encourage them to access the online [SAT Digital Student Guide](#).

Students get free online access to tailored resources through their online scores that help them take the next steps toward college and career.

---

## Registration Information for Students

Students can look up test dates, registration deadlines and fees, and access the registration application at [sat.org/register](https://sat.org/register).

If they don't already have a College Board account, students will need to create one at [collegeboard.org](https://collegeboard.org) in order to register. All they need to sign up is an email address. The account is free and students will be able to use the account to access and send scores. They can also sign up for a parent/guardian to receive emails about registrations, scores, and similar information.

---

## Before Test Day Steps

Students install the Bluebook app on their device and complete exam setup before test day, generating an admission ticket. They're told to bring their device and admission ticket with them on test day. In the meantime, they can use the practice resources in Bluebook to prepare.

If students who attend your school are registered for the test and want to use a school-managed device, work with technology staff to install Bluebook before test day. Visit [bluebook.app.collegeboard.org](https://bluebook.app.collegeboard.org) to learn more.

## SAT Practice

College Board has provided a set of sample test questions to illustrate the range of topics and voices students will encounter during the digital SAT. These sample questions can be found in the online document [Digital SAT Sample Questions and Answer Explanations](#). These sample questions will help students and their counselors understand the skills and knowledge needed for the SAT, as well as what response formats to expect (multiple-choice and, for select Math questions, SPR).

Students preparing for the SAT Suite tests will have access to all of the following practice resources:

- A test preview within the Bluebook app.
- Full-length adaptive digital SAT practice tests they can take directly in the Bluebook app.
- Official Digital SAT Prep on Khan Academy® with high-quality skill and knowledge-building activities to help students prepare for the digital tests.

### Test Preview

College Board provides a test preview within the Bluebook app. This tool helps students:

- Get familiar with functions in the app.
- See the format of the test.
- Try a small number of sample Reading and Writing and Math questions to familiarize themselves with the kinds of questions they'll encounter on test day and how to properly enter their answers.
- Try all the testing tools and see how the digital exams work with any assistive technology they're approved to use.

### Full-Length Adaptive Digital SAT Practice Tests

Students can take full-length digital practice tests directly in Bluebook, allowing them to get the full digital SAT experience while familiarizing themselves with test content. Taking a practice test also lets them make sure their testing device supports the app and is ready to use on test day.

To take a practice test, students:

1. Download the Bluebook app at [bluebook.app.collegeboard.org](https://bluebook.app.collegeboard.org).
2. Go to **Practice and Prepare** on the Bluebook homepage.
3. Select **Full-Length Practice**.

After they've finished the practice test in Bluebook, students can go to My Practice at [mypractice.collegeboard.org](https://mypractice.collegeboard.org) to view their score results along with the practice exam questions, answers, and explanations.

Full-length linear (nonadaptive) paper and pencil practice test forms are also available from College Board. These forms are recommended only for students who are approved for paper-based accommodations.

### Official Digital SAT Prep on Khan Academy

Students can sign in to Khan Academy to practice with digital SAT test questions and receive feedback, including answer explanations. In addition to providing test preparation activities, Khan Academy offers students a range of high-quality skill- and knowledge-building activities, including numerous videos and articles that target specific areas where students might need additional support.

# Expanding Opportunity with College Board Resources

College Board is committed to making it easier for students to navigate a path from high school through university and career. With programs that support curriculum and instruction, we help schools and educators meet their educational goals. Other programs expand participation and improve performance in Advanced Placement® Program (AP®) courses.

Here's a look at some of the resources we offer to help you expand opportunity for students.

---

## The SAT Suite of Assessments

The tests in the SAT Suite measure the same knowledge and skills in ways that make sense for different grade levels and that allow students, parents, and educators to monitor student progress. Using a common score scale, each test in the SAT Suite gives detailed feedback connected to standards and instruction and indicators of college readiness. The integrated system is made up of these tests:

- SAT—commonly taken by 12th graders in the fall and 11th graders in the spring
- PSAT/NMSQT—for 10th and 11th graders, administered in the fall
- PSAT 10—for 10th graders, administered in the spring
- PSAT 8/9—for 8th and 9th graders, administered in the fall and spring

Together, the assessments in the SAT Suite provide benchmarks and consistent feedback for measuring student progress over time, helping educators adjust instruction based on their students' needs.

---

## Counselor Resources

### K–12 Score Reporting Portal

The score reporting portal offers expanded reports and data resources. You can run reports and view scores online in the portal's **Reports** section, and download SAT score data files in the **Downloads** section. Access this at [k12reports.collegeboard.org](https://k12reports.collegeboard.org) with your sign-in credentials for your College Board professional account. If you need access to the portal, reach out to your school's Access Manager.

### Student Score Reports

Your school can access scores for all assessments in the SAT Suite for any student who lists your school code when registering. Schools will also get access to aggregate score reports, a downloadable student data file, and downloadable score labels formatted for printing. Some of your students may also still have SAT Subject Test scores earned when these tests were still offered. You'll still see these scores in the online reports in the K–12 score reporting portal, and students can still include them in their score sends.

### SAT Registration Information for Counselors

Thousands of counselors use our SAT roster report to track their students' SAT Weekend registration and testing activity, including fee waiver usage. This information, accessible through the score reporting portal, can be downloaded in various formats for further analysis.

The SAT photo file is a tool included in the roster report that offers secure access to students' registration photos. Educators can use it to deter impersonation and ensure that students' photos are acceptable.

Additional tools and resources are available at [sat.org/k12](https://sat.org/k12).

## Materials, Training, and Other Resources for Educators

See Digital SAT Policies and Procedures on page 23 for more information about:

- Registration
- Test Day Regulations
- Score Reporting
- Student Questionnaire Directions

Visit [satsuite.collegeboard.org/sat/testing-staff](https://satsuite.collegeboard.org/sat/testing-staff) for resources and information about SAT Weekend testing. If you need information about SAT School Day and the full in-school SAT Suite testing experience, go to [satsuite.org/educator-experience](https://satsuite.org/educator-experience).

### SAT Suite Knowledge Center

The SAT Suite of Assessments Knowledge Center is home to e-modules that provide support for administration of the assessments. E-modules introduce the basics of the SAT and the K–12 score reporting portal, explain the SSD process and Official SAT Practice Coach Tools, and offer suggestions for maximizing use of the assessments from educators from many regions in the Success Steps series. Visit [sat.org/PD](https://sat.org/PD) to access the Knowledge Center.

### Self-Guided Courses on the SAT Suite of Assessments

Self-guided courses—including PowerPoint presentations, facilitator’s guides, and handouts—are available to deepen educators’ understanding of the SAT Suite of Assessments. Courses explain the content, structure, scores, and reporting for the SAT Suite. Through the [SSD Online](#) portal, SSD coordinators can also access training on how to plan for and administer accommodations.

### Benchmarks

SAT College and Career Readiness Benchmarks help students and educators assess student progress toward college readiness from year to year by identifying students’ strengths and areas that need improvement. See College and Career Readiness Benchmarks on page 19 for more information.

---

## Services for Students with Disabilities

College Board ensures that students with disabilities receive appropriate accommodations, such as braille, text to speech, and extended time on its tests. The SAT, PSAT/NMSQT, PSAT 10, PSAT 8/9, and AP Exams use a common eligibility process—once approved, accommodations are valid for all tests, including the digital SAT Suite.

The digital SAT Suite offers the same range of accommodations and supports available in the paper and pencil format, with the caveat that some accommodations are provided differently on digital tests. (For example, students approved for a human reader will test with a screen reader). Additionally, some tools previously available only as accommodations in paper-based testing, such as the ability to zoom in and adjust contrast, will be available to all test takers as universal tools, which students may elect to use or not use.

Using the College Board SSD Online system, SSD coordinators can manage their students’ accommodations with a real-time list that identifies all students who requested accommodations and the accommodation(s) the students have been approved for. Schools should apply early—the request process takes approximately seven weeks when documentation review is needed.

Visit [collegeboard.org/ssd](https://collegeboard.org/ssd) for complete information on deadlines, eligibility requirements, guidelines for documentation, and access to SSD Online.

## Higher Education and Enrollment Resources

### College Board Search and Student Search Service

Student Search Service connects students with colleges, universities, and scholarships. College Board Search helps institutions communicate with students who are interested in learning about educational, financial aid, and scholarship opportunities. It also helps focus recruiting strategies. Learn more at [bigfuture.collegeboard.org/student-search-service](https://bigfuture.collegeboard.org/student-search-service).

### Higher Ed Score Reporting Portal

With one secure sign in, institutions can access score reports and related data services through the score reporting portal at [hedreports.collegeboard.org](https://hedreports.collegeboard.org).

### Trend Report

The SAT Trend Report provides year-over-year student score-send trend data. You can view a cohort report of year-over-year score-send trends for a specific graduating class, or an academic year report of year-over-year score-send trends for all cohorts that sent scores in a specific academic year.

### Find a Student

Find a Student allows you to search for students who have sent you test scores. This feature provides a variety of search parameters to help you find students that sent you scores. Use this feature to download SAT scores and essay images that were sent by students.

Get more information at [collegeboard.org/hedreports/help](https://collegeboard.org/hedreports/help).

---

**IMPORTANT:** *The score send information in this booklet relates only to scores from SAT Weekend administrations and scores sent through a student's College Board account (including registration). College Board remains committed to delivering opportunities to students while protecting their privacy. As part of this commitment, we're changing the way we collect and share student data about their education, plans, and activities on score reports for students who take the SAT during the school day. These changes will impact the information delivered to higher education institutions via the score reports that students send as part of their in-school testing experience, and some fields of information may be blank.*

---

## Student and Parent Resources

### Fee Waivers

Eligible students may get fee waivers, which cover the cost of registration and, for students testing internationally, the non-U.S. regional fee. The student is responsible for all other fees. Eligible students who are foreign nationals and who live and test in the United States or U.S. territories may also get fee waivers.

Fee waiver codes can only be used once, but they never expire. Fee waivers cover:

- The registration fee for up to 2 SAT tests.
- Late registration fee (if applicable).
- Change and cancel fees (if applicable).
- Unlimited CSS Profile® fee waivers.
- Unlimited score reports to send to colleges, universities, and scholarship programs.
- College application fee waivers.

See [collegeboard.org/fee-waivers](https://collegeboard.org/fee-waivers) for eligibility criteria and other information about supporting students who need fee waivers.



## Student Score Reporting Portal

Students can view the scores for their PSAT 8/9, PSAT 10, PSAT/NMSQT, and SAT assessments in one place by signing in to [studentscores.collegeboard.org](https://studentscores.collegeboard.org). This integrated score reporting portal shows performance details including feedback about high-level skills and potential to succeed in AP courses. It also acts as a hub for College Board resources students get with their scores.

## Free Tailored Practice

All assessments in the SAT Suite give detailed feedback and links to related practice from Khan Academy, both through the integrated score reporting portal and at [sat.org/practice](https://sat.org/practice). Because the tests are vertically aligned, students can see their progress from one test to the next.

## BigFuture

Students receive extensive resources—practice aligned with their results, starter college lists, and more—with their online score reports. From the report they can click through to the free, comprehensive career and college planning site from College Board, [bigfuture.org](https://bigfuture.org), where they can discover their path for life after high school. They can explore 1,000 careers based on their interests, discover 4,400 colleges and universities, and learn how to pay for postsecondary education—all while earning chances to win BigFuture® Scholarships when they complete actions on BigFuture.

## Getting Started on BigFuture

Students can start by taking the short Career Quiz to receive 30 personalized career matches based on their interests. Students can then use BigFuture Career Search to explore those careers and others as they consider future options. Each career profile shares key aspects like salary and education requirements. Additionally, they can see how their current score from the SAT Suite of Assessments aligns with the typical skill requirements for a career, building off of the career information shared on their score report. See Student Scores on page 16.

## Participating in Student Search Service

Student Search Service is a free, voluntary program that connects students with information about opportunities from nearly 1,500 eligible colleges, scholarships, and other educational programs. Students joining Student Search Service can connect with colleges and scholarship programs looking for students like them and discover opportunities they had not previously considered. Student Search Service may also help them start conversations with colleges and scholarship organizations to inform their college planning process.

Key facts about Student Search Service:

1. Students can choose to participate in Student Search Service when registering for a College Board assessment or on the College Board website. Students can join for free and hear from a diverse group of accredited colleges, universities, scholarships, and other nonprofit educational programs. No other organizations or companies are eligible to participate in Student Search Service.
2. When they register for SAT Weekend, students are asked to fill out a questionnaire (see Answering the Questionnaire on page 34).
3. As part of their registration, students will also have the opportunity to opt in to Student Search Service. It's entirely up to the student whether to opt in. The service is free to students, but education organizations pay College Board a licensing fee to use the service. We use those license fees to support our nonprofit mission-driven work, including providing fee waivers so students from lower-income families can take the test for free. College Board is a not-for-profit organization.
4. Being part of Student Search Service is voluntary and students can opt out at any time.
5. Being contacted by a college or university doesn't mean a student has been admitted. Students must submit applications to be considered for admission. Student Search Service is a simple way for colleges and scholarship organizations to reach prospective students to let them know about the opportunities they offer.

## How Student Search Service Works

If you have questions or concerns about Student Search Service or want more information about the program, please call 866-825-8051.

Here's how it works:

- If a student opts in, they may be identified by education organizations as a potential match for their programs and opportunities. Once a student signs up for Student Search Service, they'll remain a participant even if they don't opt in again.
- Education organizations generally look for groups of students based on expected graduation date, where they live, self-reported cumulative GPA, test score ranges, intended college major, geography, and other limited parameters. This information comes from the student's registration and other information they provide to College Board. It may also include a university list, if the student created one, on BigFuture, the College Board college planning website.
- College Board never shares actual test scores, grades, disability status, parent information, or telephone numbers. Please note we do share test score ranges and GPA.
- If a student has opted in and matches the education organization search criteria, Student Search Service will provide them the student's contact information so they can reach out to the student by postal mail and/or email about their programs and opportunities. They have to keep student data secure and may not share student data with any third parties (other than service providers to the education organization).
- Colleges and other education organizations send information about things like:
  - ◆ Financial aid, scholarships, or other ways to make college or university more affordable
  - ◆ Details on campus life and student services
  - ◆ Overviews of majors, courses, and degree options
  - ◆ Deadline information
- Students can get more information at [studentsearch.collegeboard.org](https://studentsearch.collegeboard.org).
- Students who are under the age of 16 and testing in Brazil, the European Union, Iceland, Liechtenstein, Norway, Switzerland, or the United Kingdom should leave the opt in field blank.

---

**IMPORTANT:** To protect information in the Student Search Service database, College Board reserves the right to remove, with or without notice, individual students from the database.

---

## Opting Out of Student Search Service

If at any time a student changes their mind and wants to stop participating, they should visit [my.collegeboard.org/profile/privacy](https://my.collegeboard.org/profile/privacy) or contact us at [SearchCustomerService@collegeboard.org](mailto:SearchCustomerService@collegeboard.org) or 866-825-8051.

Educational organizations that have already received a student's name and other data may continue to send them information. The student may contact such organizations directly to opt out of further communications from them.

# SAT Scores and Reporting Services

---

## Student Scores

Student scores are provided online in 2 formats: an official PDF report and more detailed online scores. The student's school also receives the student's scores through the K–12 score reporting portal.

In the official score report PDF (which the school can provide if the student requests it), the student can view the 3 scores available in a digital SAT—total score, Reading and Writing section score, and Math section score. For each score, the official score report includes:

- The range of possible scores: 400–1600 for total score, and 200–800 for section scores.
- The All Tester Percentile of each score. For example, if a student's score is in the 70th percentile, 70% of students taking the SAT in the past 3 years achieved scores at or below that student's score.

The PDF report also includes graphical depictions of student performance on each of the 8 content areas measured on the digital SAT. Students can use this section to identify content areas to focus on to practice and improve.

Students can sign in to access their online scores at [studentscores.collegeboard.org](https://studentscores.collegeboard.org). They'll see their complete SAT, PSAT/NMSQT, PSAT 10, and PSAT 8/9 score history in one place, including any paper and pencil tests taken in the past, or scores from tests last administered in centers in 2021—SAT Essay and SAT Subject Tests™. The online scores give detailed information for each assessment to help students:

- See how their scores compare with those of other students taking the test in their country as well as with all testers.
- View their scores relative to section benchmarks and link to resources to help them decide on skills to focus on for improvement.
- Take a deeper dive into the knowledge and skills measured by the digital SAT.
- Determine whether they might benefit from taking the test again and from using Official Digital SAT Prep and other resources to improve their scores.
- Find next steps to take in searching for the right universities, majors, and careers based on their score range and interests.

College Board doesn't use the student's reported scaled score by itself or in combination with any other information to predict their individual future academic performance at specific postsecondary institutions. However, College Board does help individual colleges and universities use and interpret SAT scores. Test scores are the property of College Board.

---

## Student Score Sends

Students who register for an SAT Weekend administration have an opportunity to choose up to 4 universities or scholarship programs to receive their scores at no additional charge.

- They can designate their score recipients at the time they register, any time until they test, or within 9 days after they test.
- The registration score report requests only include the scores from the test date associated with the registration (or a makeup test for that registration if they take a makeup test), unless the student specifically asks to send more existing SAT scores.
- The student's school receives the student's scores, including the names of the organizations they selected for their 4 free score sends.

Students can also choose to send their scores to institutions for a fee (free to students eligible for fee waivers).

- By default, additional score report requests will include SAT scores from the most recent 6 administrations taken by the student. SAT Subject Test scores, if any, will also be sent.
- Students can choose to send the scores they feel best show their knowledge and skills to particular colleges or other institutions with Score Choice™. See Score Choice on page 33 for more information.

## What's Included for Designated Institutions

When a student uses their College Board account to request that we send their scores to the colleges, universities, or scholarship programs they choose, we send their scores, certain demographic information about them, and other information they provide when registering to take the SAT Weekend to those organizations. These organizations may use this information to send students information about admissions, educational, financial aid, and scholarship opportunities. Being contacted by these organizations does not mean they have been admitted or are eligible for a scholarship or financial aid program. A student must submit an application to be considered for admission at a college or university, and complete any steps required by any scholarship programs to be considered for their opportunities.

In certain college and university systems, once a student submits their score to 1 school, other schools within that system will also have access to their score. Please note, however, that if they are applying to more than 1 school within a college or university system, it is still important for students to send their SAT scores to each individual school. If they are not sure whether the specific school they're applying to is part of such a system, they should contact the school's admission office.

---

## Institutional Score Reports

High schools, colleges, universities, and other institutions can access score reports and rich data reporting through the College Board online score reporting portal at [k12reports.collegeboard.org](https://k12reports.collegeboard.org) for high schools and [hedreports.collegeboard.org](https://hedreports.collegeboard.org) for higher education institutions.

Official score reports are posted to the score reporting portals a few weeks after the test is administered.

### Online Score Delivery

Designated score recipients and high schools will have secure access to student records. This service is free to any institution that has internet access through the online score reporting portal hosted on the College Board website.

You can view and download scores in the online reporting portals, and also access electronic data files that can be imported into various institutional data management systems used to maintain student files.

Colleges, universities, and other higher education institutions can download the latest electronic data file layout at [satsuite.collegeboard.org/higher-ed-professionals/score-reports/score-reporting-resources](https://satsuite.collegeboard.org/higher-ed-professionals/score-reports/score-reporting-resources).

High schools can download their electronic data file layout at [satsuite.collegeboard.org/sat/scores/k12-educators/score-reports/electronic-data-files](https://satsuite.collegeboard.org/sat/scores/k12-educators/score-reports/electronic-data-files).

### Other Score Delivery Formats

Colleges, universities, and scholarship programs can print score reports directly from the score reporting portal's Find a Student feature.

## High School Score Reports

Score reports include a breakdown of the student's scores and information about what those scores mean. School counselors and college advisers can use these reports to guide students as they make decisions about taking high school courses and applying to college.

High schools can print score reports, including score labels, directly from the score reporting portal's roster report. We now offer high schools a Batch Score Report option. This allows the generation of student score report PDFs in batches for groups of students who completed a specific administration.

### Test Score Rosters

High schools can access a printable roster after every test administration listing their attending students who tested during that administration. These reports and others are available through the score reporting portal.

### SAT Scores on Transcripts

Students choose to send official score reports to the institutions they want to receive their SAT scores. High schools shouldn't record SAT scores on school transcripts because this may result in SAT scores being sent to institutions that a student didn't identify as score recipients. This practice is consistent with the practices of other College Board programs, including AP.

The official score report gives colleges important student information from the SAT Questionnaire for their use in recruiting, advising, and placement decisions.

## College and Other Educational Institutional Score Reports

The SAT score report contains detailed information about a student's performance and compares it with the scores of others who typically take the test. Score reports include a breakdown of the student's scores and information about what those scores mean. Students should send official score reports—College Board can't verify scores submitted as photocopies of score reports, printouts from the internet, or as part of high school transcripts.

Score reports sent as part of registration or on test day will include just the scores associated with that test date. By default (which the student can change online) all other official score reports a student sends will include scores from up to 6 dates for the SAT. Where applicable, SAT Subject Test scores from up to 6 additional test dates are also shown (SAT Subject Tests are no longer administered). Descriptive information about the student is provided if the student completed the SAT Questionnaire.

The Enrollment Planning Service™ market code and information about the student's high school (provided by the high school) are also included.

Get more information at [collegeboard.org/hedreports/help](https://collegeboard.org/hedreports/help).

# Understanding SAT Scores and Score Reports

The SAT provides critical, additive information about college and career readiness. The SAT provides information about a student’s developed reading and writing and math skills—knowledge and skills generally associated with university and career success. Because students from more than 26,000 high schools experience different educational models and grading systems, these test scores are a consistent and objective measure of students’ achievement in specific areas.

Test scores are used differently by the nearly 4,000 2- and 4-year colleges and universities throughout the United States and international locations. At most institutions, admission tests play a role in outreach, recruiting, selection, placement, and retention. There are many ways to use SAT scores in the admission process.

In all cases, score use should take place in the context of the institution’s mission and based on empirical data, a solid rationale, or both. What may be an ideal use of SAT data at one institution may be ineffective or inappropriate at another.

The document, [Guidelines on the Uses of College Board Test Scores & Related Data](#), highlights beneficial uses of test scores and cautions against uses that are inappropriate.

## College and Career Readiness Benchmarks

The SAT Suite has an associated set of metrics—SAT College and Career Readiness Benchmarks. The benchmarks are based on actual student success in entry-level college courses. SAT benchmarks are set at the section level, with a Reading and Writing benchmark and a Math benchmark for each assessment.

The benchmarks are set to reflect typical year-to-year growth from 8th through 12th grade. SAT benchmarks indicate likelihood of success in college, while grade-level benchmarks indicate whether a student is on track for college and career readiness for their grade.

Note:

- SAT benchmark scores represent a 75% likelihood of a student achieving at least a “C” grade in first-semester, credit-bearing college courses in a related subject.
- Grade-level benchmark scores are based on expected student growth toward the SAT benchmarks at each grade.
- The SAT Suite benchmarks work together to help students and educators assess student progress toward college readiness from year to year. They help:
  - ◆ Identify students who are thriving and need greater challenges.
  - ◆ Identify students who require additional academic support.
  - ◆ Inform instructional and curricular enhancements throughout an institution.

Across the SAT Suite, the benchmark scores are as follows:

### SAT SUITE BENCHMARKS

Assessment or Grade Level	Reading and Writing Benchmark	Math Benchmark
SAT	480	530
Grade 11	460	510
Grade 10	430	480
Grade 9	410	450
Grade 8	390	430

## Score Ranges

Scores are approximations rather than precise measures of knowledge and skills.

The score range presents a better picture of performance by estimating how a score might vary if the student tested multiple times under identical conditions over a short period.

The standard error of measurement is  $\pm 40$  for the total score and  $\pm 30$  for the section scores.

This means, for example, that if a student takes the test again, there is a 68% chance of their second total score falling within a range of 40 points above or below the first total score.

---

## Digital SAT Scores Compared to Paper and Pencil Scores

The digital SAT and paper-based SAT measure very similar, but not identical, content, so while a score on the digital test is not a perfect predictor of how a student would perform on the paper and pencil test (and vice versa), directly linking the digital SAT to the paper and pencil SAT enables users to easily compare digital SAT scores and paper-based SAT scores without any conversions. For example, universities can assume the same relationships between scores and college readiness from both digital and paper and pencil SAT scores.

To facilitate the transition to digital, scores from the digital SAT have been directly linked to scores from the paper-based SAT, so there isn't a need for concordance tables or score conversions. College Board confirmed this statistical linking through a series of studies conducted in 2022. The underlying linking methodology is essentially the same as that used in most assessment programs to equate alternate test forms over time. When using digital SAT scores, counselors, educators, and higher education professionals should keep the following considerations in mind:

- Because of the direct linking between the digital SAT and the paper-based SAT, colleges and other organizations can still use the existing ACT/SAT concordance tables with digital SAT scores.
- College Board will continue to review the relationship between SAT and ACT scores, as well as the linking relationships of the digital and paper-based scores over time.

## More About Comparing Scores

When comparing SAT scores, remember that the student's true score is not a single number—a test taker may score slightly higher in one area but still have an equal level of achievement in areas where a somewhat lower score was earned. To consider one score better than another, there must be a difference of at least 60 points between section scores.

## Fairness, Difficulty, and Reliability

College Board is strongly committed to the indivisibility of the concepts of test validity (i.e., that a test is measuring what it is intended to measure) and test fairness (i.e., that a test affords an equal opportunity to all test takers to perform up to their level of achievement without hindrance). Conceptually, fairness can be defined in terms of both equitable treatment of all test takers during a test administration and equal measurement quality across subgroups and populations. An assessment should be built in such a way that the constructs (concepts) being assessed are measured equally for all intended test takers and test-taking subgroups, and it should be administered in a manner that is fair and equitable for all test takers, regardless of gender, race/ethnicity, and other characteristics.

The MST methodology used in the digital SAT means we can fairly and accurately measure the same things with a shorter test while preserving test reliability. The first module in each of the two test sections contains a broad mix of easy, medium, and hard questions that allows students to demonstrate their achievement before moving on to the second module. The questions in the second module are broadly targeted to the test taker's achievement level based on how they perform in the first module; questions are either (on average) higher difficulty or lower difficulty than questions in the first module.

Chapter 5 of the [Assessment Framework for the Digital SAT Suite](#) delves into the research that has been conducted or is planned for the near future on various aspects of the digital SAT Suite, including design, skills and knowledge assessed, alignment with standards, and other topics of interest to educators, researchers, and policymakers.

---

## How Universities Use Scores

Here are some ways institutions can use the SAT scores:

- Use SAT scores to better understand other information in an applicant's file, such as grades and courses taken.
- Review SAT scores to identify students who might be “at risk” and who might benefit from special advisers, developmental programs, and/or support for staying at the institution.
- Include SAT scores as predictors in an admission index to determine basic qualifications, or for use in preliminary screening.
- Conduct research on SAT scores and other criteria to identify characteristics used in decision making that predict success in course placement, completion of first year, and/or graduation.
- Include information about SAT scores (such as the middle 50%) of all applicants, accepted students, or enrolled first-year students in promotional materials so students and counselors can develop an understanding of how a student might fit in a particular institution.
- Recruit students (through College Board Search or from among those who have sent scores) who have SAT scores similar to those of accepted or enrolled students at that institution.
- Use to award scholarships to incoming students.
- Use SAT scores with high school grades and coursework to place students in more rigorous courses.



## Digital SAT Evidentiary Foundations

Extensive evidentiary foundations support the design and development of the digital SAT Suite. These foundations fall into four groups:

- Research conducted or planned on the design of the digital SAT Suite itself, which includes an extensive series of one-time and ongoing studies intended to gather evidence in support of design features of the suite.
- Construct and content validity evidence, which affirms the choices College Board has made in determining what skills and knowledge should be assessed by the digital SAT Suite.
- Subject area evidence, which confirms important content emphases in English language arts/literacy and math assessment on the digital SAT Suite.
- Evidence on select additional topics of likely interest to educators, researchers, and policymakers.

### Validity and Other Research on the Digital SAT Suite

For a detailed explanation of the research behind the digital SAT, download the [Assessment Framework for the Digital SAT Suite](#). Since early 2022, College Board has conducted several validity studies to examine the relationship between digital SAT scores and key college and career readiness outcomes, as well as whether the agreement between digital SAT scores and such established measures as HSGPA and AP Exam scores matches that of paper-based SAT scores.

A full predictive validity study evaluating the digital SAT for its ability to predict outcomes in common first-year, entry-level, credit-bearing college courses will be conducted subsequent to the availability of sufficient data from operational testing to meet the goals of the study. We expect the digital SAT to closely follow the results found for the paper-based test. To learn more about the May 2019 validity study, based on data from more than 223,000 students across 171 4-year colleges and universities, you can view and download the [National SAT Validity Study](#).

### Test Design of the Digital SAT

The digital SAT Suite, by design, measures a highly similar range of skills and knowledge as the paper and pencil SAT. Like the paper-based SAT, the digital SAT addresses critical college and career prerequisites in English language arts/literacy and math. College Board has conducted and analyzed curriculum surveys (most recently in 2019), to determine which skills and knowledge in English language arts/literacy and math as measured on the SAT Suite were:


- Deemed important for incoming college students to have attained in order to succeed at postsecondary coursework.
- Aligned with skills and knowledge being taught in middle school/junior high school math, high school math, and high school English language arts classrooms.

The data broadly confirm the validity of the selection of skills and knowledge being tested on the digital SAT Suite.


Although the digital SAT Suite has not been designed to measure any particular set of state college and career readiness standards for K–12 students, initial alignment studies undertaken by College Board indicate strong alignment to these standards generally. This is no accident, as the digital SAT Suite and these standards documents are derived from the same sorts of evidence about essential prerequisites for college and career readiness.

A detailed examination and explanation of the various components of the digital test design and the science behind it is given in the [Assessment Framework for the Digital SAT Suite](#).

# SAT Policies and Procedures

The requirements for the SAT include some new policies and procedures. This section covers all policies and procedures, both paper and pencil ones that carry over to the new digital testing, and new ones that your students will follow for successful digital testing. To easily locate new digital policies, look for this icon: 

## Registration for the SAT

 Students register for the SAT online with their free College Board account. Students must have Bluebook installed on their testing device before test day so they can complete exam setup and access their admission ticket. If a student is using a school-managed device, their school is responsible for installing Bluebook and giving the student access to the device before test day. Once they've registered to take the test, they'll see it listed on the Bluebook homepage five days before the test date.

**IMPORTANT:** *If a student doesn't see their registration listed in the Bluebook app, and it's within 5 days of the administration date, direct them to contact the test coordinator for their test center.*

## Exam Setup

Once the student's registration appears in the Bluebook app, the app will require the student to complete exam setup. This process asks them to confirm personal information and make sure their device will work on test day. At the end of exam setup, the encrypted exam content will be downloaded to the student's device, then the app generates their admission ticket.

Students should complete exam setup before test day; if they arrive on test day without completing this step, proctors may allow them to quickly do it as part of the check-in process. Note that students who borrow a device from College Board will complete exam setup on test day.

## Registration Requirements

Students are required to provide information about themselves when registering. Online registrations can't be completed without the following:

- Full legal name
- Acceptable photo (see Photo Requirements for SAT Registration on page 26)
- Gender
- Date of birth
- Grade level
- High school code
- Mailing address
- Email address
- Test date and test center
- Payment or fee waiver

 Students registering for the SAT need to:

- Indicate the testing device they will be using and confirm it will work on test day.
- Download the Bluebook app to confirm their information and access their admission ticket.
- Print or email the ticket to themselves so they can present it on test day.

## Registration Policies and Procedures

### Admission Tickets

With the exception of students approved for testing on paper, all test takers who register to take the tests at a published weekend administration must present an admission ticket to be admitted to the test center.

- Students will get access to the ticket in the Bluebook app once they have completed exam setup.

Admission tickets include the student name, date of birth, registration number, test date, test center information, and arrival time. The testing staff will compare the student's appearance on test day with the photo on the ID and the student's registration photo (which will be provided to the test coordinator).

Students can present their admission ticket for the SAT on their phone instead of a printed copy.

### Dates and Deadlines for SAT Weekend Registration

SAT Weekend is administered on Saturday and on Sunday (for those who can't test on Saturday due to religious observance) at test centers throughout the United States and in more than 180 countries. To see any changes to date information, check [sat.org/register](https://sat.org/register). Note that international students can now register up until the late registration deadlines (a late fee applies).

#### SAT TESTING CALENDAR FOR SPRING 2024

	Spring 2024		
SAT Test Dates (Sunday test dates immediately follow the Saturday test dates.)	Mar 9	May 4	Jun 1
Registration Deadlines	Feb 23	Apr 19	May 16
Late Registration Deadlines (A late fee applies unless registering with a fee waiver.)	Feb 27	Apr 23	May 21

Deadlines expire at 11:59 p.m. U.S. ET.

### Earlier Registration If Borrowing a Testing Device

- Students who will be requesting to borrow a testing device will need to register at least 30 days ahead of the test date (earlier than the deadline) to allow time to deliver the device.

## Making Corrections or Changes to an SAT Registration

Whenever a registration is updated before they test, the student must access a new admission ticket to take to the test center on test day.

### Registration Corrections

Students can correct their registrations in many cases through their online accounts. Certain corrections must be made by calling Customer Service in advance of the test date.

- Students can use their online account to submit a new photo up to 3 days before the scheduled test date.
- Students may make updates to their personal information (name, date of birth, or gender) after registering by contacting Customer Service no later than 8 p.m. ET on the Wednesday 3 days before the scheduled Saturday test date. No changes may be made after that time.

### Registration Changes Before Test Day

Students can make these registration changes through their My SAT account:

- To change their test center, students must make this change by the published change deadline. They may need to pay a change fee.
- To change their test date, students must reregister for a new test date after canceling their original test date by the published cancel deadline. They will be issued a full refund of the original fee upon cancellation but will need to pay the new applicable registration fee(s) and may need to pay a cancel fee.
- To cancel after the cancel deadline, students can cancel through the published test date. They may need to pay the late cancellation fee, but they will be issued a full refund of the original registration fee upon cancellation.

### Registration Changes to Accommodations



Students taking the SAT must request a change to their accommodations by contacting SSD as soon as possible but no later than 5 days before test day so that their test and exam setup can be adjusted. In most cases, accommodations cannot be added or waived on test day for digital testing.

### Registration Changes After Test Day

The following changes to personal and score report information on the registration can be made for free through a student's online account or by calling Customer Service. These changes can be made until 9 days after the published test date:

- High school code
- Mailing address, phone number, and email address
- Score recipients—add, delete, or change

Note that students can change their high school and contact information when needed whether or not they have registered for a test date.

## Payment for the SAT

All fees must be paid in U.S. dollars. (For a list of fees, visit [sat.org/fees](https://sat.org/fees).) Students may not send cash or checks. Acceptable methods are:

- **PayPal:** PayPal is accepted in most countries for online transactions available through the registration application. Visit [paypal.com](https://paypal.com) to learn more.
- **Credit card:** College Board accepts American Express, Discover/Diners Club, JCB, Mastercard, or Visa.
- **Fee waiver.**

Students testing internationally should go online to [sat.org/intl-fees](https://sat.org/intl-fees) for additional payment information or, if they are registering with an SAT service provider, should consult with the service provider to confirm the acceptable forms of payment. In general, credit cards aren't accepted by SAT service providers.

## Photo Requirements for SAT Registration


Students must provide a photo of themselves when they register. They'll be given instructions online for submitting their photo. The photo will be available to the student's high school and to the test center staff. If the test taker is granted an exemption from the photo requirement, the photo exemption will be noted on the roster. Students are given tips for choosing photos at [sat.org/photo](https://sat.org/photo). We emphasize the following requirements for acceptable photos:

- Shows only the student—no other people are visible.
- Shows a head-and-shoulders view with the student's entire face, both eyes, and hair clearly visible (head covering worn for religious purposes is acceptable if the entire face and both eyes are visible).
- Is properly focused with a full-face view, clearly identifiable as the student and matches their appearance on test day.

Our registration content warns students that if they aren't easily recognizable in their registration photo, the staff won't admit them to the center. The guidelines online at [sat.org/photo](https://sat.org/photo) include a list of attributes to avoid (such as wearing sunglasses).

## Registering for the SAT with Accommodations

Students approved to test with accommodations need to provide their SSD number at the time of registration.

- A student who doesn't provide verification of SSD eligibility during registration will be registered without accommodations.
-  Students approved for accommodations after they've registered, but by 5 days before their test date, should check in Bluebook to make sure their ticket has been updated to show their accommodations.
- If the student doesn't see their accommodations on the ticket, they should contact the SSD office to determine if the registration can be updated to include the accommodations. Go to [collegeboard.org/ssd](https://collegeboard.org/ssd) for more information.

## Restrictions that Apply to SAT Registrations

The following international locations are subject to registration restrictions:

- Sunday testing is not offered in India or Pakistan.
- College Board, along with our service providers overseas, is subject to U.S. economic sanctions, laws, and regulations and is prohibited from providing testing services to, or accepting registrations from, persons residing in certain areas or designated by the U.S. government as Specially Designated Nationals and Blocked Persons (collectively, "Sanctioned Persons"), unless specifically licensed or otherwise authorized by the U.S. government. If a Sanctioned Person attempts to register despite U.S. sanctions that prohibit College Board from doing business with such Sanctioned Person, College Board or a U.S. financial institution may block the registration or payments submitted by or for such Sanctioned Persons. If payment is not blocked, College Board is required to cancel the registration and may not be able to refund the payment. Please contact SAT Customer Service at 866-756-7346 (+1-212-713-7789 internationally) or the website of the U.S. Treasury Department's Office of Foreign Assets Control (OFAC) to obtain the current list of sanctioned programs and Sanctioned Persons.

## Who Can Take the SAT

The SAT can be taken on any weekend administration if taken for its intended purposes:

- Applying to a college or university undergraduate program.
- Applying for scholarship, financial aid, or other programs that require a college admission test as part of their application process.

If we have reason to believe a test taker is not taking the SAT for its intended purposes, we will cancel their registration. In addition, College Board reserves the right to investigate and cancel the SAT registration and/or scores of anyone suspected of attempting to steal and/or share test content.

---

## Test Day Policies

The SAT policies for testing are designed to give every student an equal opportunity to demonstrate college readiness and to prevent anyone from gaining an unfair advantage. Students are responsible for understanding and following the admission and identification requirements and the SAT Terms and Conditions at [sat.org/test-security](https://sat.org/test-security) and in the *SAT Student Guide*. Students who have questions about our ID requirements and policies, or who are unable to meet these requirements for any reason, should contact Customer Service at least 30 days in advance of test day.

## Admission and Identification Requirements

### Acceptable Photo Identification

Valid IDs must meet all of the following requirements:

- Be a valid photo identification, issued either by the government or by the school that the student currently attends. School IDs from the prior school year are valid through December 31 of the current calendar year.
- Bear the student's full legal name.
- Display a name that exactly matches the name on both the admission ticket and the roster, including the order of the names.
- Be an original document (not photocopied).
- Be in good condition, with clearly legible English language text, and a clearly visible photograph.
- Include a recent, recognizable photograph that clearly matches the student's appearance on test day.

### Examples of Acceptable ID

Students can present the following as acceptable identification (subject to certain restrictions as noted):

- Government-issued driver's license, driver's permit (with photo), or nondriver ID card.
- Official school-produced student identification card from the school the test taker currently attends.
- Government-issued passport.
- Government-issued military or national identification card (such as the U.S. Global Entry identification card).
- SAT Student ID form. Follow instructions on the form to create a valid ID for testing in the United States (not valid for test takers 21 years or older). The form is available for download at [sat.org/id](https://sat.org/id).
- U.S. military service members and their family members can present a U.S. DoD Common Access Card in countries that require a passport.

## Identification Restrictions

In all of the cases below, with no exceptions, only the listed form of ID will be accepted. See [sat.org/id](https://sat.org/id) for more information about ID requirements.

Students traveling to another country to test must present a valid passport (applies to all students regardless of nationality).

- Test takers testing in Nepal or Pakistan must present a valid passport.
- Through March 2024, students testing in Nigeria must present either a valid passport or a National e-ID.
- Students in Ghana must present either a valid passport or a Ghana Card.
- Students in India must present either a valid passport or an Aadhaar Card.

---

**IMPORTANT:** *The Aadhaar must be in either original letter format or the PVC version with hologram only. No other Aadhaar versions will be accepted.*


---

- Test takers testing in Jordan, Korea, Thailand, United Arab Emirates, or Vietnam must present a valid passport or government-issued photo ID from the country where they're testing.
- Test takers age 21 or older must present an official government-issued photo ID, such as a driver's license or passport. Student ID cards or forms aren't valid for test takers 21 or older.

The following documents won't be accepted as proper ID under any circumstances:

- Any document that's torn, scuffed, scarred, or damaged.
- Any document that appears tampered with or digitally altered.
- Any document that bears a statement such as "not valid as identification."
- Examples of unacceptable ID:
  - ◆ Any ID presented electronically.
  - ◆ Credit or debit card of any kind, even one with a photograph.
  - ◆ Birth certificate.
  - ◆ Social Security card.
  - ◆ Employee ID card.
  - ◆ Missing child (Child Find) ID card.
  - ◆ Any temporary ID card.

## Admission Ticket Requirements for the Digital SAT

 For the SAT Weekend administrations, an admission ticket is required for entry to the test center; no one without an admission ticket can be admitted on test day. The process of generating an admission ticket and presenting it are different for students taking the digital SAT:

- After they've registered to take the test, they'll see it listed on the Bluebook homepage 5 days before the test date.
- Once the student's registration appears in the Bluebook app, the app will require the student to complete exam setup. This process asks them to confirm personal information and make sure their device will work on test day.
- At the end of exam setup, the encrypted exam content will be downloaded to the student's device, then the app generates their admission ticket.
- Students who borrow a device from College Board will complete exam setup and generate an admission ticket on test day as part of the check-in process.

---

**IMPORTANT:** *In the rare instances where students are approved to take a paper version of the test they won't have a Bluebook-generated admission ticket. They will be tested in a school setting, and the staff can admit them as long as they are on the roster and can be identified from the photo and information on their ID.*

---

Students taking the digital test have the option of emailing their ticket to themselves to present electronically (on their mobile phone), or they can download and print a paper copy to bring to the center on test day. The admission ticket must:

- Display the student's name and date of birth. The information must exactly match the information included on the test taker's photo ID.
- Show a registration number that's associated with a photo that meets our requirements.
- Indicate the date it is presented for and the proper test center information.

## Calculator Policies for the SAT

 The following calculator policies apply to the SAT:

- Students are permitted to use a calculator on all of the questions in the Math section.
- The Bluebook app includes an embedded graphing calculator; therefore, students don't have to provide their own calculator on test day.

Students still need to know how and when to use a calculator. They may also bring an acceptable calculator, if they have one that they're familiar with and prefer to use it on test day. If they bring a calculator, they should make sure the batteries are fresh. They can also bring a backup calculator and extra batteries.

## Using a Handheld Calculator for the SAT

 For students who bring their own handheld calculators to use on the SAT, the following policies apply:

- The test center won't provide calculators or extra batteries.
- Students aren't permitted to share calculators or record test answers in or on their calculators.
- Other than the calculator provided on the testing device through the Bluebook app, the following calculators aren't permitted (unless as an approved accommodation):
  - ◆ Laptops or other computers, tablets, mobile phones, or smartphones.
  - ◆ Models that can access the internet or have wireless, Bluetooth, cellular, audio/video recording and playing, camera, or any other smartphone-type features.
  - ◆ Models that have a computer-style (QWERTY) keyboard, pen input, or stylus.
  - ◆ Models that use paper tape, make noise, or use an electrical outlet (unless approved for an accommodation).
- In addition, the use of hardware peripherals with an approved calculator isn't permitted. Some models with touchscreen capabilities aren't permitted (e.g., Casio ClassPad).


## When a Handheld Calculator Malfunctions

With the digital SAT, students don't have to worry if the calculator they brought for testing malfunctions. If a student's calculator malfunctions before or during the test, the student can switch to using the calculator tool in Bluebook or a backup calculator (if they brought one) and continue to test. If that's not possible, the student can either continue taking the test without a calculator (all math questions can be solved without one), or cancel their scores (the entire test score must be canceled).



## Items Allowed in the Testing Room

When taking the SAT, students need to bring the following:

-  Either a printed or electronic version of their admission ticket (issued to them once they've completed exam setup).
- Acceptable photo ID.
- Personal testing device or school-managed Chromebook with exam setup completed on it. Students who have borrowed a device from College Board will receive the device on test day at the test center.
- Epinephrine auto-injectors (e.g., EpiPens) in a clear plastic bag are permitted if a student needs them.

Students may also bring:

- A simple non-digital watch (without an audible alarm)
- A bag or backpack (which must be stored away from the desk during testing).
- A snack and drinks (which must be packed away during testing).
- Extra batteries and backup calculator.
- A backup testing device.
- A charging cable if their device won't hold power for at least 3 hours.

## Items Prohibited in the Testing Room

### Phones and Electronic Devices Policy

Devices that can be used to communicate test content or share answers aren't allowed in the test center. Students may not bring electronics of any kind with them on test day. Students taking the digital SAT may be presenting their admission ticket on their phone, but after that, they'll be instructed to turn off all electronic devices and give mobile phones and wearable technology to the staff in the testing room before the test begins. They should be sure to turn off their watch alarm, if they have one. Test centers are serious about security and ensuring a quiet testing environment, so prohibited devices must not make any sounds during testing.

If a device makes noise (even if collected by the proctor) or a student is seen in possession of it at any time, including during breaks, the student may be dismissed immediately, their scores can be canceled, and the device may be collected and its contents inspected. College Board and the test center are not responsible for loss of or damage to personal items, including electronic devices, while a student is in the test center.

College Board regularly bolsters its security efforts in order to protect the integrity of the test and ensure a fair SAT administration. From time to time, College Board and its testing staff may employ enhanced security measures, such as the use of metal detecting wands to detect mobile phones and other electronic devices. Test takers should be prepared to undergo these security measures to ensure a fair testing environment.

The test administration staff are required to collect and hold phones and other prohibited electronic devices during the test administration, including break periods, or to deny admission to anyone in possession of a prohibited electronic device.

## Prohibited Items List

Students shouldn't bring these devices or aids to the test center (unless approved as an accommodation). Prohibited items include, but aren't limited to:

- Mobile phones, smartwatches, fitness trackers, or other wearable technology (simple nondigital watches are acceptable).
- Students taking the digital SAT will have a personal testing device, but may not bring any additional audio players or recorders, tablets, laptops, notebooks, Bluetooth devices (e.g., wireless earbuds/headphones), or any other personal computing devices.
- Separate timers of any type.
- Cameras or any other photographic equipment.
- Highlighters or mechanical or colored pencils.
- Books or references of any kind except as approved as an English language learner support for in-school administrations.
- Compasses, rulers, or protractors.
- Papers of any kind, including scratch paper. Note that students taking the digital SAT can only use the scratch paper provided by the proctor.
- Earplugs.
- Unacceptable calculators that have computer-style (QWERTY) keyboards, use paper tape, make noise, or use a power cord.
- Detachable privacy screens for a testing device.
- Reference guides, keyboard maps, or other typing instructions.
- Weapons or firearms.

## Test Administration Policies

### Makeup Testing

Students whose test is canceled or who encounter certain irregularities may be offered a makeup test.

The following policies apply to makeup testing:

- The availability of makeup testing and the conditions that make test takers eligible to take a makeup test are at the sole discretion of College Board.
- Access to scores from makeup administrations may be delayed by several weeks.
- Only registered students can take a makeup test. Students who have already tested during the same administration may not use a makeup administration to retest.
- Students may test only at the center where they're registered or authorized.
- Sunday testing is offered for religious reasons only, not for makeup testing.

### Test Center Closures

Occasionally, test centers can't open on test day. In the event of inclement weather or other disruptions, the test center coordinator will notify local media outlets. If a test center is closed, the SAT Program will notify test takers about a makeup test date. Closures are also posted at [sat.org/test-center-closings](https://sat.org/test-center-closings). Scores from makeup test dates are considered scores from the original test date.

### Test Center Complaints

A student with a complaint about the test center or testing conditions should report it to the SAT Program at [testcenter@info.collegeboard.org](mailto:testcenter@info.collegeboard.org) by the fourth weekday after the test to ensure that an investigation occurs before their scores are released. The student should supply the name and address of the test center, the test taken, and the test date. A student's scores may remain on hold while the complaint is being investigated.

## Test Question Challenges

If a student believes there's an error or ambiguity in a test question, the student should continue testing. At the end of the test, the student should report the problem to the coordinator and then contact Assessment Design and Development through our [webform for test question challenges](#). The student should include the test name and date, test section and module, test question (as well as they can remember), and an explanation of the concern.

## Score Policies

### Equating Process for SAT Scores

As part of scoring, every test goes through an equating process. Equating is a statistical process we use to ensure that scores mean the same thing no matter which version of the test a student takes or when they take it.

The digital SAT Suite incorporates embedded pretesting into its design. In embedded pretesting, a small number of pretest (unscored) questions are included, or embedded, among the operational (scored) questions. Although they are not administered for a score, these pretest questions are otherwise indistinguishable to students from the operational questions on which their scores are based. This ensures that students give maximum attention and effort to these questions, which enhances the predictive power of the pretest statistics yielded. The number of pretest questions in each test form is kept intentionally low so that students are not unduly burdened with answering questions that do not contribute to their score but is still high enough that College Board can continue to offer students the same high-quality digital SAT Suite testing experience indefinitely.

### SAT Scores: Accessing Scores

#### Delayed SAT Scores

Scores can be delayed for various reasons; we'll notify test takers if their scores are subject to any unusual delays. If a student's score report isn't available online when expected, they may need to check back the following week. Students who haven't received it weeks after the scores have been released online should contact SAT Customer Service.

#### Keeping SAT Scores on File

A student's test scores, responses to the SAT Questionnaire, and related personal information that they provide to College Board become part of the student's record and are kept indefinitely, unless the student tested before entering the ninth grade. If a student tests in the eighth grade or before, their scores are removed from their file at the end of the school year in which they tested. If they don't want their scores removed, they must let us know before the end of August of the academic year in which they tested.

### Sending SAT Scores

Students have the following options for sending official score reports to colleges and scholarship programs:

#### Registration Score Sends

Students can choose to send score reports to institutions as part of their registration.

- The first 4 registration score report requests are sent at no additional charge.
- Additional score reports requested with the registration are subject to a fee unless the student is eligible for a fee waiver.
- Score report requests can be added to the registration or changed until 9 days after the test date.
- The student and their high school will see all the student's scores, but the designated score recipients will only see the scores associated with the related registration (unless the student changes this by using Score Choice in their online account or by calling Customer Service).
- We share with the school and district the names of the organizations a student selects for their 4 free score sends.

## Score Choice

Score Choice lets students choose which scores are sent to selected colleges for admission purposes and which are sent to selected scholarship programs.

Students can use Score Choice online or by calling Customer Service. The following policies apply to Score Choice:

- Scores from an entire SAT are sent—scores of individual sections from different testing administrations can't be selected independently for sending.
- Score Choice only affects scores submitted to colleges, universities, and scholarship programs. Students and their high schools will continue to receive all scores.
- Score Choice applies only to already-scored tests, so the reports ordered at registration will always include the scores from the registration's test date. A student can use Score Choice to update their registration score report requests to include scores from previous test dates.
- Score Choice is an optional feature. Students should still feel comfortable sending all scores, since most colleges consider a student's best score. We recommend that students send all of their scores if they're not sure which scores to send.
- Colleges, universities, and scholarships continue to follow their own score-use practices, which may vary among institutions. College Board has developed an easy to use system that highlights each participating institution's score-use practice. However, students should check with the institutions to which they're applying to ensure they send the right scores.

## Sending Additional Score Reports

Students can request to send score reports to colleges, universities, and scholarship programs at any time after testing.

- These additional score reports are subject to a fee unless the student is eligible for a fee waiver.
- The student's 6 most recent SAT (and SAT Subject Tests taken before July 2021) will be sent unless the student chooses to use Score Choice.
- Students can send any or all scores to a college on a single report—it doesn't cost more to send 1, multiple, or all test scores. (See Score Choice earlier in this section.)
- Only score reports from completed and scored tests will be sent. Students should either order with their registration or after scores are released from a test date. If a student orders score reports with a registration, those reports won't go out until after the administration takes place. For example, if ordered in December as part of a March registration, score reports won't be delivered until March scores are available.
- Score delivery to colleges will occur within 3 days after the first batch of student scores are made available following an SAT administration. Additional scores will be delivered to colleges as they become available on a weekly basis.
- Rush reporting is available for an additional fee. Rush scores are normally sent 2 business days after the student's request is received and processed. Please note that rush reporting shouldn't be ordered until scores from current tests have been released. Also, some colleges may not review the reports until their next scheduled delivery time. Rush reports don't cause the tests to be scored faster. Students can check their online account to see the approximate time frame for delivery to each institution.
- When a student requests through their College Board account that we send their scores to the colleges, universities, or scholarship programs they choose, we send their scores, certain demographic information about them, and other information they provide when taking the SAT to those organizations, in accordance with [sat.org/scores](https://sat.org/scores). These organizations may use this information to send the student information about admissions, educational, financial aid, and scholarship opportunities.

# Student Questionnaire

---

## Answering the Questionnaire

Students registering online to take the SAT Weekend can answer questions about themselves and their college plans during the registration process.

The first questions in the online registration flow are demographic questions (name, school, address, etc.). For Mobile Phone Number, students will see the following checkbox:

- Yes, I'm interested in receiving text messages from College Board about a test or program I'm registered for or to participate in surveys and/or free college planning services. For text messaging, I understand that if I have an unlimited text message plan, I will receive these messages at no additional cost. Otherwise, standard text messaging rates apply. I may also opt out at any time by replying "stop" to any text.

Next, students are asked the following questions. All questions are optional.

## Students Answer Questions About Themselves

### Racial/Ethnic Group

#### Start by telling us a bit about yourself

Please answer both questions about Hispanic origin and about race. For the following questions about your identity, Hispanic origins are not races.

#### Are you of Hispanic, Latino, or Spanish origin?

Check as many responses as apply.

- No, not of Hispanic, Latino, or Spanish origin
- Yes, Cuban
- Yes, Mexican
- Yes, Puerto Rican
- Yes, another Hispanic, Latino, or Spanish origin
- I do not wish to respond

#### What is your race?

Check as many responses as apply.

- Asian (including Indian subcontinent and Philippines origin)
- Black or African American (including African and Afro-Caribbean origin)
- Native American or Alaska Native
- Native Hawaiian or other Pacific Islander
- White (including Middle Eastern origin)
- I do not wish to respond

### Tell us a bit about your parent(s)/guardian(s)

Please indicate your parent or guardian's highest level of education. (If you have two parents/guardians, describe the level of education for your other parent/guardian in question 2.)

#### Parent 1: Highest education level

- Grade school
- Some high school
- High school diploma or equivalent
- Vocational or trade school
- Some college
- Associate or 2-year degree
- Bachelor's or 4-year degree
- Some graduate or professional school
- Graduate or professional degree
- I do not wish to respond

#### Parent 2: Highest education level

- Grade school
- Some high school
- High school diploma or equivalent
- Vocational or trade school
- Some college
- Associate or 2-year degree
- Bachelor's or 4-year degree
- Some graduate or professional school
- Graduate or professional degree
- I do not wish to respond

#### Military Relation (Mark all that apply).

- I have a parent/guardian who is on active duty in the U.S. military.
- I have a parent/guardian who is in the National Guard or the Reserves.
- I have a parent/guardian who was in the U.S. military but is not serving now.
- Neither of my parents/guardians has a current military connection.

### Languages

#### What language did you speak first?

- English only
- English and another language
- Another language
- I do not wish to respond

#### What language do you know best?

- English only
- English and another language
- Another language
- I do not wish to respond

### Opt In Status

You're currently opted out of Student Search Service. Would you like to rejoin the program now?

- Yes, please opt me in
- No, keep me opted out

For more information about Student Search Service, including data we share, with whom, and on what terms, please visit the Student Search Service page.

### Advanced Placement

Do you plan to send AP scores to colleges for the opportunity to earn credit and/or placement?

- Yes, I plan on applying for AP credit
- No, I do not plan on applying for AP credit

### GPA

Select your grade point average:

- |                                      |                                     |  |
|--------------------------------------|-------------------------------------|--|
| <input type="checkbox"/> A+ (97–100) | <input type="checkbox"/> B (83–86)  | <input type="checkbox"/> C– (70–72)        |
| <input type="checkbox"/> A (93–96)   | <input type="checkbox"/> B– (80–82) | <input type="checkbox"/> D+ (67–69)        |
| <input type="checkbox"/> A– (90–92)  | <input type="checkbox"/> C+ (77–79) | <input type="checkbox"/> D (65–66)         |
| <input type="checkbox"/> B+ (87–89)  | <input type="checkbox"/> C (73–76)  | <input type="checkbox"/> E or F (below 65) |

### Rank

Rate your ability in the following subjects compared to others of your age:

ABILITY RATING				
Subject	Highest 10%	Above Average	Average	Below Average
Mathematics	<input type="checkbox"/>	<input type="checkbox"/>	<input type="checkbox"/>	<input type="checkbox"/>
Science	<input type="checkbox"/>	<input type="checkbox"/>	<input type="checkbox"/>	<input type="checkbox"/>
Writing	<input type="checkbox"/>	<input type="checkbox"/>	<input type="checkbox"/>	<input type="checkbox"/>

### Students Answer Coursework Questions

All questions are optional.

#### Math Coursework

Indicate the high school courses you have taken or plan to take in each math subject.

Select the grade in which you took or plan to take the course.

If one or more of the courses is an honors, AP, or dual enrollment course, please also check the corresponding box.

MATH COURSEWORK									
Subject	None	Before 9th	9th	10th	11th	12th	Honors	AP	Dual Enrollment
Pre-Algebra or other math course	<input type="checkbox"/>	<input type="checkbox"/>	<input type="checkbox"/>	<input type="checkbox"/>	<input type="checkbox"/>	<input type="checkbox"/>	<input type="checkbox"/>	<input type="checkbox"/>	<input type="checkbox"/>
Integrated math program	<input type="checkbox"/>	<input type="checkbox"/>	<input type="checkbox"/>	<input type="checkbox"/>	<input type="checkbox"/>	<input type="checkbox"/>	<input type="checkbox"/>	<input type="checkbox"/>	<input type="checkbox"/>
Statistics	<input type="checkbox"/>	<input type="checkbox"/>	<input type="checkbox"/>	<input type="checkbox"/>	<input type="checkbox"/>	<input type="checkbox"/>	<input type="checkbox"/>	<input type="checkbox"/>	<input type="checkbox"/>
Algebra I or equivalent	<input type="checkbox"/>	<input type="checkbox"/>	<input type="checkbox"/>	<input type="checkbox"/>	<input type="checkbox"/>	<input type="checkbox"/>	<input type="checkbox"/>	<input type="checkbox"/>	<input type="checkbox"/>
Geometry or equivalent	<input type="checkbox"/>	<input type="checkbox"/>	<input type="checkbox"/>	<input type="checkbox"/>	<input type="checkbox"/>	<input type="checkbox"/>	<input type="checkbox"/>	<input type="checkbox"/>	<input type="checkbox"/>
Algebra II, Advanced Algebra, or equivalent	<input type="checkbox"/>	<input type="checkbox"/>	<input type="checkbox"/>	<input type="checkbox"/>	<input type="checkbox"/>	<input type="checkbox"/>	<input type="checkbox"/>	<input type="checkbox"/>	<input type="checkbox"/>
Trigonometry	<input type="checkbox"/>	<input type="checkbox"/>	<input type="checkbox"/>	<input type="checkbox"/>	<input type="checkbox"/>	<input type="checkbox"/>	<input type="checkbox"/>	<input type="checkbox"/>	<input type="checkbox"/>
Pre-Calculus	<input type="checkbox"/>	<input type="checkbox"/>	<input type="checkbox"/>	<input type="checkbox"/>	<input type="checkbox"/>	<input type="checkbox"/>	<input type="checkbox"/>	<input type="checkbox"/>	<input type="checkbox"/>
Calculus	<input type="checkbox"/>	<input type="checkbox"/>	<input type="checkbox"/>	<input type="checkbox"/>	<input type="checkbox"/>	<input type="checkbox"/>	<input type="checkbox"/>	<input type="checkbox"/>	<input type="checkbox"/>
Computer Science	<input type="checkbox"/>	<input type="checkbox"/>	<input type="checkbox"/>	<input type="checkbox"/>	<input type="checkbox"/>	<input type="checkbox"/>	<input type="checkbox"/>	<input type="checkbox"/>	<input type="checkbox"/>
Other math course(s)	<input type="checkbox"/>	<input type="checkbox"/>	<input type="checkbox"/>	<input type="checkbox"/>	<input type="checkbox"/>	<input type="checkbox"/>	<input type="checkbox"/>	<input type="checkbox"/>	<input type="checkbox"/>

### English Coursework

Indicate the high school courses you have taken or plan to take in each English/Language Arts subject. Select the grade in which you took or plan to take the course.

If one or more of the courses is an honors, AP, or dual enrollment course, please also check the corresponding box.

ENGLISH COURSEWORK									
Subject	None	Before 9th	9th	10th	11th	12th	Honors	AP	Dual Enrollment
English/Language Arts	<input type="checkbox"/>	<input type="checkbox"/>	<input type="checkbox"/>	<input type="checkbox"/>	<input type="checkbox"/>	<input type="checkbox"/>	<input type="checkbox"/>	<input type="checkbox"/>	<input type="checkbox"/>
American Literature	<input type="checkbox"/>	<input type="checkbox"/>	<input type="checkbox"/>	<input type="checkbox"/>	<input type="checkbox"/>	<input type="checkbox"/>	<input type="checkbox"/>	<input type="checkbox"/>	<input type="checkbox"/>
Composition/Writing	<input type="checkbox"/>	<input type="checkbox"/>	<input type="checkbox"/>	<input type="checkbox"/>	<input type="checkbox"/>	<input type="checkbox"/>	<input type="checkbox"/>	<input type="checkbox"/>	<input type="checkbox"/>
British Literature	<input type="checkbox"/>	<input type="checkbox"/>	<input type="checkbox"/>	<input type="checkbox"/>	<input type="checkbox"/>	<input type="checkbox"/>	<input type="checkbox"/>	<input type="checkbox"/>	<input type="checkbox"/>
World Literature	<input type="checkbox"/>	<input type="checkbox"/>	<input type="checkbox"/>	<input type="checkbox"/>	<input type="checkbox"/>	<input type="checkbox"/>	<input type="checkbox"/>	<input type="checkbox"/>	<input type="checkbox"/>

Subject	None	Before 9th	9th	10th	11th	12th	Honors	AP	Dual Enrollment
English as a second language	<input type="checkbox"/>	<input type="checkbox"/>	<input type="checkbox"/>	<input type="checkbox"/>	<input type="checkbox"/>	<input type="checkbox"/>	<input type="checkbox"/>	<input type="checkbox"/>	<input type="checkbox"/>
Journalism	<input type="checkbox"/>	<input type="checkbox"/>	<input type="checkbox"/>	<input type="checkbox"/>	<input type="checkbox"/>	<input type="checkbox"/>	<input type="checkbox"/>	<input type="checkbox"/>	<input type="checkbox"/>
Creative Writing	<input type="checkbox"/>	<input type="checkbox"/>	<input type="checkbox"/>	<input type="checkbox"/>	<input type="checkbox"/>	<input type="checkbox"/>	<input type="checkbox"/>	<input type="checkbox"/>	<input type="checkbox"/>
Communications	<input type="checkbox"/>	<input type="checkbox"/>	<input type="checkbox"/>	<input type="checkbox"/>	<input type="checkbox"/>	<input type="checkbox"/>	<input type="checkbox"/>	<input type="checkbox"/>	<input type="checkbox"/>
Public Speaking	<input type="checkbox"/>	<input type="checkbox"/>	<input type="checkbox"/>	<input type="checkbox"/>	<input type="checkbox"/>	<input type="checkbox"/>	<input type="checkbox"/>	<input type="checkbox"/>	<input type="checkbox"/>
Other English course(s)	<input type="checkbox"/>	<input type="checkbox"/>	<input type="checkbox"/>	<input type="checkbox"/>	<input type="checkbox"/>	<input type="checkbox"/>	<input type="checkbox"/>	<input type="checkbox"/>	<input type="checkbox"/>

### Science Coursework

Indicate the high school courses you have taken or plan to take in each science subject. Select the grade in which you took or plan to take the course.

If one or more of the courses is an honors, AP, or dual enrollment course, please also check the corresponding box.

SCIENCE COURSEWORK									
Subject	None	Before 9th	9th	10th	11th	12th	Honors	AP	Dual Enrollment
Biology	<input type="checkbox"/>	<input type="checkbox"/>	<input type="checkbox"/>	<input type="checkbox"/>	<input type="checkbox"/>	<input type="checkbox"/>	<input type="checkbox"/>	<input type="checkbox"/>	<input type="checkbox"/>
Chemistry	<input type="checkbox"/>	<input type="checkbox"/>	<input type="checkbox"/>	<input type="checkbox"/>	<input type="checkbox"/>	<input type="checkbox"/>	<input type="checkbox"/>	<input type="checkbox"/>	<input type="checkbox"/>
Environmental, Earth, or Space Science	<input type="checkbox"/>	<input type="checkbox"/>	<input type="checkbox"/>	<input type="checkbox"/>	<input type="checkbox"/>	<input type="checkbox"/>	<input type="checkbox"/>	<input type="checkbox"/>	<input type="checkbox"/>
Physics	<input type="checkbox"/>	<input type="checkbox"/>	<input type="checkbox"/>	<input type="checkbox"/>	<input type="checkbox"/>	<input type="checkbox"/>	<input type="checkbox"/>	<input type="checkbox"/>	<input type="checkbox"/>
Engineering	<input type="checkbox"/>	<input type="checkbox"/>	<input type="checkbox"/>	<input type="checkbox"/>	<input type="checkbox"/>	<input type="checkbox"/>	<input type="checkbox"/>	<input type="checkbox"/>	<input type="checkbox"/>
Other science course(s)	<input type="checkbox"/>	<input type="checkbox"/>	<input type="checkbox"/>	<input type="checkbox"/>	<input type="checkbox"/>	<input type="checkbox"/>	<input type="checkbox"/>	<input type="checkbox"/>	<input type="checkbox"/>



### Social Studies Coursework

Indicate the high school courses you have taken or plan to take in each social studies subject. Select the grade in which you took or plan to take the course.

If one or more of the courses is an honors, AP, or dual enrollment course, please also check the corresponding box.

SOCIAL STUDIES COURSEWORK									
Subject	None	Before 9th	9th	10th	11th	12th	Honors	AP	Dual Enrollment
U.S. History	<input type="checkbox"/>	<input type="checkbox"/>	<input type="checkbox"/>	<input type="checkbox"/>	<input type="checkbox"/>	<input type="checkbox"/>	<input type="checkbox"/>	<input type="checkbox"/>	<input type="checkbox"/>
U.S. Government or Civics	<input type="checkbox"/>	<input type="checkbox"/>	<input type="checkbox"/>	<input type="checkbox"/>	<input type="checkbox"/>	<input type="checkbox"/>	<input type="checkbox"/>	<input type="checkbox"/>	<input type="checkbox"/>
European History	<input type="checkbox"/>	<input type="checkbox"/>	<input type="checkbox"/>	<input type="checkbox"/>	<input type="checkbox"/>	<input type="checkbox"/>	<input type="checkbox"/>	<input type="checkbox"/>	<input type="checkbox"/>
World History or Cultures	<input type="checkbox"/>	<input type="checkbox"/>	<input type="checkbox"/>	<input type="checkbox"/>	<input type="checkbox"/>	<input type="checkbox"/>	<input type="checkbox"/>	<input type="checkbox"/>	<input type="checkbox"/>
Ancient History	<input type="checkbox"/>	<input type="checkbox"/>	<input type="checkbox"/>	<input type="checkbox"/>	<input type="checkbox"/>	<input type="checkbox"/>	<input type="checkbox"/>	<input type="checkbox"/>	<input type="checkbox"/>
Economics	<input type="checkbox"/>	<input type="checkbox"/>	<input type="checkbox"/>	<input type="checkbox"/>	<input type="checkbox"/>	<input type="checkbox"/>	<input type="checkbox"/>	<input type="checkbox"/>	<input type="checkbox"/>
Geography	<input type="checkbox"/>	<input type="checkbox"/>	<input type="checkbox"/>	<input type="checkbox"/>	<input type="checkbox"/>	<input type="checkbox"/>	<input type="checkbox"/>	<input type="checkbox"/>	<input type="checkbox"/>
Psychology	<input type="checkbox"/>	<input type="checkbox"/>	<input type="checkbox"/>	<input type="checkbox"/>	<input type="checkbox"/>	<input type="checkbox"/>	<input type="checkbox"/>	<input type="checkbox"/>	<input type="checkbox"/>
Sociology	<input type="checkbox"/>	<input type="checkbox"/>	<input type="checkbox"/>	<input type="checkbox"/>	<input type="checkbox"/>	<input type="checkbox"/>	<input type="checkbox"/>	<input type="checkbox"/>	<input type="checkbox"/>
Other social studies course(s)	<input type="checkbox"/>	<input type="checkbox"/>	<input type="checkbox"/>	<input type="checkbox"/>	<input type="checkbox"/>	<input type="checkbox"/>	<input type="checkbox"/>	<input type="checkbox"/>	<input type="checkbox"/>

### Languages Coursework

Indicate the high school courses you have taken or plan to take in each languages subject. Select the grade in which you took or plan to take the course.

If one or more of the courses is an honors, AP, or dual enrollment course, please also check the corresponding box.

LANGUAGES COURSEWORK									
Subject	None	Before 9th	9th	10th	11th	12th	Honors	AP	Dual Enrollment
Chinese	<input type="checkbox"/>	<input type="checkbox"/>	<input type="checkbox"/>	<input type="checkbox"/>	<input type="checkbox"/>	<input type="checkbox"/>	<input type="checkbox"/>	<input type="checkbox"/>	<input type="checkbox"/>
French	<input type="checkbox"/>	<input type="checkbox"/>	<input type="checkbox"/>	<input type="checkbox"/>	<input type="checkbox"/>	<input type="checkbox"/>	<input type="checkbox"/>	<input type="checkbox"/>	<input type="checkbox"/>
German	<input type="checkbox"/>	<input type="checkbox"/>	<input type="checkbox"/>	<input type="checkbox"/>	<input type="checkbox"/>	<input type="checkbox"/>	<input type="checkbox"/>	<input type="checkbox"/>	<input type="checkbox"/>
Greek	<input type="checkbox"/>	<input type="checkbox"/>	<input type="checkbox"/>	<input type="checkbox"/>	<input type="checkbox"/>	<input type="checkbox"/>	<input type="checkbox"/>	<input type="checkbox"/>	<input type="checkbox"/>
Hebrew	<input type="checkbox"/>	<input type="checkbox"/>	<input type="checkbox"/>	<input type="checkbox"/>	<input type="checkbox"/>	<input type="checkbox"/>	<input type="checkbox"/>	<input type="checkbox"/>	<input type="checkbox"/>
Italian	<input type="checkbox"/>	<input type="checkbox"/>	<input type="checkbox"/>	<input type="checkbox"/>	<input type="checkbox"/>	<input type="checkbox"/>	<input type="checkbox"/>	<input type="checkbox"/>	<input type="checkbox"/>
Japanese	<input type="checkbox"/>	<input type="checkbox"/>	<input type="checkbox"/>	<input type="checkbox"/>	<input type="checkbox"/>	<input type="checkbox"/>	<input type="checkbox"/>	<input type="checkbox"/>	<input type="checkbox"/>
Korean	<input type="checkbox"/>	<input type="checkbox"/>	<input type="checkbox"/>	<input type="checkbox"/>	<input type="checkbox"/>	<input type="checkbox"/>	<input type="checkbox"/>	<input type="checkbox"/>	<input type="checkbox"/>
Latin	<input type="checkbox"/>	<input type="checkbox"/>	<input type="checkbox"/>	<input type="checkbox"/>	<input type="checkbox"/>	<input type="checkbox"/>	<input type="checkbox"/>	<input type="checkbox"/>	<input type="checkbox"/>
Russian	<input type="checkbox"/>	<input type="checkbox"/>	<input type="checkbox"/>	<input type="checkbox"/>	<input type="checkbox"/>	<input type="checkbox"/>	<input type="checkbox"/>	<input type="checkbox"/>	<input type="checkbox"/>
Spanish	<input type="checkbox"/>	<input type="checkbox"/>	<input type="checkbox"/>	<input type="checkbox"/>	<input type="checkbox"/>	<input type="checkbox"/>	<input type="checkbox"/>	<input type="checkbox"/>	<input type="checkbox"/>
Other Language Courses	<input type="checkbox"/>	<input type="checkbox"/>	<input type="checkbox"/>	<input type="checkbox"/>	<input type="checkbox"/>	<input type="checkbox"/>	<input type="checkbox"/>	<input type="checkbox"/>	<input type="checkbox"/>

## Students Answer Questions About Activities

All questions are optional.

### High School Activities

Tell us about the activities and sports you enjoy. For up to 10 activities, check the grade(s) in which you have participated in or plan to participate in the activities.

Check the box in the "Officer/Award" column if you have held a major office or position of leadership (e.g., class president, varsity team captain, officer) or if you have received special recognition (e.g., varsity letter, regional science fair prize, state orchestra).

HIGH SCHOOL ACTIVITIES					
Activity	9th	10th	11th	12th	Officer/ Award
Academic honor society	<input type="checkbox"/>	<input type="checkbox"/>	<input type="checkbox"/>	<input type="checkbox"/>	<input type="checkbox"/>
Athletics: Intramural, junior varsity, or community sports	<input type="checkbox"/>	<input type="checkbox"/>	<input type="checkbox"/>	<input type="checkbox"/>	<input type="checkbox"/>
Athletics: Varsity or amateur-level sports	<input type="checkbox"/>	<input type="checkbox"/>	<input type="checkbox"/>	<input type="checkbox"/>	<input type="checkbox"/>
Career-oriented activity (for example, Future Teachers of America, Future Farmers of America, Family, Career and Community Leaders of America)	<input type="checkbox"/>	<input type="checkbox"/>	<input type="checkbox"/>	<input type="checkbox"/>	<input type="checkbox"/>
Community or service activity (for example, neighborhood cleanup or patrol group, Scouting, 4-H, Key Club, Red Cross, volunteer work)	<input type="checkbox"/>	<input type="checkbox"/>	<input type="checkbox"/>	<input type="checkbox"/>	<input type="checkbox"/>
Dance activity or group	<input type="checkbox"/>	<input type="checkbox"/>	<input type="checkbox"/>	<input type="checkbox"/>	<input type="checkbox"/>
Debating or public speaking	<input type="checkbox"/>	<input type="checkbox"/>	<input type="checkbox"/>	<input type="checkbox"/>	<input type="checkbox"/>
Ethnic or cross-cultural activity (for example, African-American or Black student organization, Hispanic club, international folk dancing)	<input type="checkbox"/>	<input type="checkbox"/>	<input type="checkbox"/>	<input type="checkbox"/>	<input type="checkbox"/>
Foreign exchange or study abroad	<input type="checkbox"/>	<input type="checkbox"/>	<input type="checkbox"/>	<input type="checkbox"/>	<input type="checkbox"/>
Foreign language activity or club	<input type="checkbox"/>	<input type="checkbox"/>	<input type="checkbox"/>	<input type="checkbox"/>	<input type="checkbox"/>
Government or political activity (for example, student government, honors council, working on a political campaign, human rights or civil rights activity in your community)	<input type="checkbox"/>	<input type="checkbox"/>	<input type="checkbox"/>	<input type="checkbox"/>	<input type="checkbox"/>
Journalism or literary activity (for example, creative writing, yearbook, school newspaper, community newspaper)	<input type="checkbox"/>	<input type="checkbox"/>	<input type="checkbox"/>	<input type="checkbox"/>	<input type="checkbox"/>
Junior Reserve Officers' Training Corps	<input type="checkbox"/>	<input type="checkbox"/>	<input type="checkbox"/>	<input type="checkbox"/>	<input type="checkbox"/>
Religious activity or organization	<input type="checkbox"/>	<input type="checkbox"/>	<input type="checkbox"/>	<input type="checkbox"/>	<input type="checkbox"/>
Science or math activity (for example, math club, ecology or environmental group, science fair project)	<input type="checkbox"/>	<input type="checkbox"/>	<input type="checkbox"/>	<input type="checkbox"/>	<input type="checkbox"/>
School spirit activity	<input type="checkbox"/>	<input type="checkbox"/>	<input type="checkbox"/>	<input type="checkbox"/>	<input type="checkbox"/>
Theater activity (for example, community or school production, acting, stage crew)	<input type="checkbox"/>	<input type="checkbox"/>	<input type="checkbox"/>	<input type="checkbox"/>	<input type="checkbox"/>
Work: Cooperative work program	<input type="checkbox"/>	<input type="checkbox"/>	<input type="checkbox"/>	<input type="checkbox"/>	<input type="checkbox"/>
Other activity not listed	<input type="checkbox"/>	<input type="checkbox"/>	<input type="checkbox"/>	<input type="checkbox"/>	<input type="checkbox"/>
I have not participated in any of the above activities.	<input type="checkbox"/>	<input type="checkbox"/>	<input type="checkbox"/>	<input type="checkbox"/>	<input type="checkbox"/>
I do not wish to respond.	<input type="checkbox"/>	<input type="checkbox"/>	<input type="checkbox"/>	<input type="checkbox"/>	<input type="checkbox"/>

## Arts and Music

Select the art and music subjects and/or courses you have taken or plan to take, plus related activities.

Check as many responses as apply.

- |   |   |
|---|---|
| <input type="checkbox"/> No coursework or experience in this area | <input type="checkbox"/> Music history, theory, or appreciation   |
| <input type="checkbox"/> Acting or the production of a play       | <input type="checkbox"/> Music: Instrumental or vocal performance |
| <input type="checkbox"/> Art history or art appreciation          | <input type="checkbox"/> Photography or filmmaking                |
| <input type="checkbox"/> Dance                                    | <input type="checkbox"/> Studio art and design                    |
| <input type="checkbox"/> Drama or theater appreciation            |   |

## Sports

Select up to six sports you have participated in or plan to participate in:

- |  |  |
|--|--|
| <input type="checkbox"/> Baseball      | <input type="checkbox"/> Soccer  |
| <input type="checkbox"/> Basketball    | <input type="checkbox"/> Softball  |
| <input type="checkbox"/> Bowling       | <input type="checkbox"/> Swimming  |
| <input type="checkbox"/> Cheerleading  | <input type="checkbox"/> Tennis  |
| <input type="checkbox"/> Cross-country | <input type="checkbox"/> Track and field                                     |
| <input type="checkbox"/> Field hockey  | <input type="checkbox"/> Volleyball  |
| <input type="checkbox"/> Football      | <input type="checkbox"/> Wrestling   |
| <input type="checkbox"/> Golf          | <input type="checkbox"/> Other   |
| <input type="checkbox"/> Gymnastics    | <input type="checkbox"/> I have not participated in any of the above sports. |
| <input type="checkbox"/> Lacrosse      |  |

## College Programs and Activities

Which activities are you interested in pursuing in college?

Check as many responses as apply.

- |   |   |
|---|---|
| <input type="checkbox"/> Art  | <input type="checkbox"/> Foreign study or study abroad program                                      |
| <input type="checkbox"/> Athletics: Intramural or club sports             | <input type="checkbox"/> Fraternity, sorority, or social club                                       |
| <input type="checkbox"/> Athletics: Varsity sports                        | <input type="checkbox"/> Honors program or independent study  |
| <input type="checkbox"/> Community or service organization                | <input type="checkbox"/> Journalism or literary activity  |
| <input type="checkbox"/> Cooperative work or internship program           | <input type="checkbox"/> Music: Instrumental performance  |
| <input type="checkbox"/> Dance  | <input type="checkbox"/> Music: Vocal performance   |
| <input type="checkbox"/> Debating or public speaking                      | <input type="checkbox"/> Religious activity   |
| <input type="checkbox"/> Departmental organization (club within my major) | <input type="checkbox"/> Reserve Officers' Training Corps (Army ROTC, Air Force ROTC, or Navy ROTC) |
| <input type="checkbox"/> Drama or theater                                 | <input type="checkbox"/> Student government   |
| <input type="checkbox"/> Environmental or ecology activity                |   |
| <input type="checkbox"/> Ethnic activity or clubs                         |   |
| <input type="checkbox"/> None of the above                                |   |

## Students Answer Questions About College Plans

All questions are optional.

### Level of Education

What is the highest level of education you plan to complete beyond high school?

- Specialized training or certificate program
- 2-year associate of arts or sciences degree (such as AA, AAS, or AS)
- Bachelor's degree (such as BA or BS)
- Master's degree (such as MA, MBA, or MS)
- Doctoral or related degree (such as PhD, JD, MD, or DVM)
- Other
- Undecided

### College Majors

Select an area of study you might find interesting and add up to five corresponding school majors.

You may select as many areas of studies as you wish.

---

**IMPORTANT:** The College Majors by Academic Area of Study list is available at [collegeboard.org/sat-codes](http://collegeboard.org/sat-codes).

---

### College Type

What types of institutions are you interested in attending?

Check as many responses as apply.

- 4-year college or university
- 2-year community or junior college
- Vocational/technical school
- Undecided
- None

Which of the following are you considering?

Check as many responses as apply.

- Public university, state college, or community college
- Private university, college, or junior college (not religiously affiliated)
- Private religiously affiliated university, college, or junior college
- Undecided

Which types of college are you considering?

Check as many responses as apply.

- All women or all men
- Coeducational
- Undecided

### Religiously Affiliated Colleges

Are you interested in religious colleges or religiously affiliated campus clubs or activities?

---

**IMPORTANT:** Students who indicate “yes” are given a list to select from for religious affiliation.

---

### **College Setting**

**What college setting do you prefer?**

- Large city or metropolitan area
- Medium-size city
- Small city or town
- Suburban community
- Rural
- Undecided

**Where would you like to go to college?**

Check as many responses as apply.

- Close to home
- In my home state
- In a state bordering mine
- Beyond states bordering mine
- Outside the United States
- Undecided

### **College Size**

**What size college(s) are you thinking of attending?**

Check as many responses as apply.

- Fewer than 2,000 students
- About 2,000 to 5,000 students
- About 5,000 to 10,000 students
- About 10,000 to 15,000 students
- About 15,000 to 20,000 students
- More than 20,000 students
- Undecided

### **College Housing**

Where do you plan to live during your first year in college?

- At home
- Off-campus housing
- On-campus housing
- I don't know

### **Financial Aid**

Do you plan to apply for financial aid at any college?

- Yes
- No
- I don't know

### **Part-Time Job**

Do you plan to look for a part-time job while in college?

- Yes
- No
- I don't know

# Important Websites

---

## Registration Links

Information About the Digital SAT:

[sat.org/digital](https://sat.org/digital)

Test Dates:

[sat.org/register](https://sat.org/register)

Fees:

U.S.: [sat.org/fees](https://sat.org/fees)

International: [sat.org/intl-fees](https://sat.org/intl-fees)

Find a Test Center:

[sat.org/testcenter](https://sat.org/testcenter)

---

## Link to Code Searches

### Code Searches

School Codes, Score Reporting Codes, and More:

[collegeboard.org/sat-codes](https://collegeboard.org/sat-codes)

---

## Link to SSD Information

Accommodations Offered, Forms, Deadlines, and More:

[collegeboard.org/ssd](https://collegeboard.org/ssd)

---

## Test Day Links

Test Day Checklist:

[satsuite.collegeboard.org/sat/what-to-bring-do](https://satsuite.collegeboard.org/sat/what-to-bring-do)

What to Expect on Test Day:

[satsuite.collegeboard.org/sat/what-to-bring-do/what-to-expect](https://satsuite.collegeboard.org/sat/what-to-bring-do/what-to-expect)

Test Center Closings:

[sat.org/test-center-closings](https://sat.org/test-center-closings)

SAT Terms and Conditions:

[sat.org/terms](https://sat.org/terms)

---

## Practice and Scores Links

### Practice

Official Digital SAT Prep on Khan Academy:

[satsuite.collegeboard.org/sat/practice-preparation](https://satsuite.collegeboard.org/sat/practice-preparation)

Full-length, adaptive digital tests on Bluebook:

[satsuite.collegeboard.org/sat/practice-preparation/practice-tests/bluebook](https://satsuite.collegeboard.org/sat/practice-preparation/practice-tests/bluebook)

### Scores

Online Score Report:

[studentscores.collegeboard.org](https://studentscores.collegeboard.org)

---